




HAUS4 Antibody

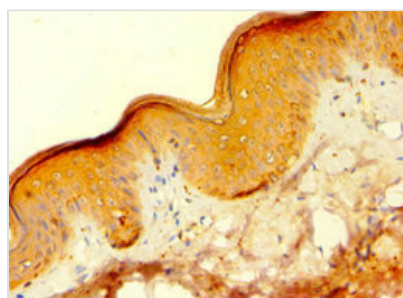
Product Code	CSB-PA867157ESR2HU
Storage	Upon receipt, store at -20°C or -80°C. Avoid repeated freeze.
Uniprot No.	Q9H6D7
Immunogen	Recombinant Human HAUS augmin-like complex subunit 4 protein (1-363AA)
Raised In	Rabbit
Species Reactivity	Human, Rat
Tested Applications	ELISA, WB, IHC; Recommended dilution: WB:1:500-1:2000, IHC:1:20-1:200
Form	Liquid
Conjugate	Non-conjugated
Storage Buffer	PBS with 0.02% sodium azide, 50% glycerol, pH7.3.
Purification Method	Antigen Affinity Purified
Isotype	IgG
Clonality	Polyclonal
Alias	HAUS augmin-like complex subunit 4, HAUS4, C14orf94
Immunogen Species	Homo sapiens (Human)
Research Area	Cell Biology
Target Names	HAUS4

Image

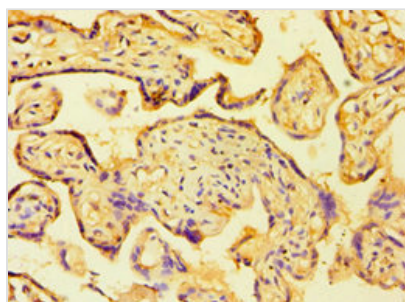


Western blot

All lanes: HAUS augmin-like complex subunit 4 antibody at 6µg/ml + Rat brain tissue
 Secondary
 Goat polyclonal to rabbit IgG at 1/10000 dilution
 Predicted band size: 43, 28, 29, 38 kDa
 Observed band size: 43 kDa



Immunohistochemistry of paraffin-embedded human skin tissue using CSB-PA867157ESR2HU at dilution of 1:100



Immunohistochemistry of paraffin-embedded human placenta tissue using CSB-PA867157ESR2HU at dilution of 1:100

Usage

For Research Use Only. Not for use in diagnostic or therapeutic procedures.