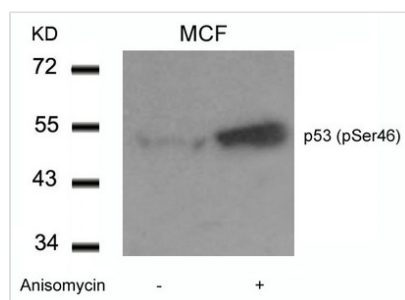




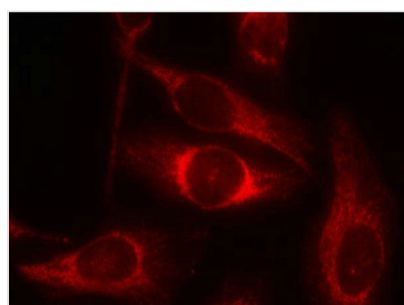
Phospho-TP53 (Ser46) Antibody

Product Code	CSB-PA945066
Storage	Upon receipt, store at -20°C or -80°C. Avoid repeated freeze.
Uniprot No.	P04637
Immunogen	Peptide sequence around phosphorylation site of serine 46 (M-L-S(p)-P-D) derived from Human p53.
Raised In	Rabbit
Species Reactivity	Human
Specificity	The antibody detects endogenous level of p53 only when phosphorylated at serine 46.
Tested Applications	ELISA,WB,IF;WB:1:500-1:1000,IF:1:100-1:200
Form	Supplied at 1.0mg/mL in phosphate buffered saline (without Mg ²⁺ and Ca ²⁺), pH 7.4, 150mM NaCl, 0.02% sodium azide and 50% glycerol.
Purification Method	Antibodies were produced by immunizing rabbits with synthetic phosphopeptide and KLH conjugates. Antibodies were purified by affinity-chromatography using epitope-specific phosphopeptide. Non-phospho specific antibodies were removed by chromatography use
Clonality	Polyclonal
Alias	P53, BCC7, LFS1, TRP53
Product Type	Polyclonal Antibody
Immunogen Species	Homo sapiens (Human)
Target Names	TP53

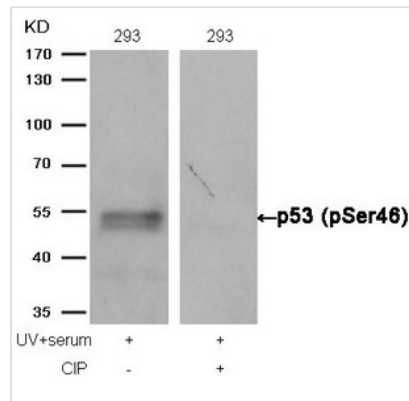
Image



Western blot analysis of extracts from MCF cells untreated or treated with Anisomycin using p53(Phospho-Ser46) Antibody.



Immunofluorescence staining of methanol-fixed Hela cells using p53(Phospho-Ser46) Antibody.



Western blot analysis of extracts from 293 cells, treated with UV+serum or calf intestinal phosphatase (CIP), using p53 (Phospho-Ser46) Antibody.

Product Modify

Phospho-Ser46

Usage

For Research Use Only. Not for use in diagnostic or therapeutic procedures.