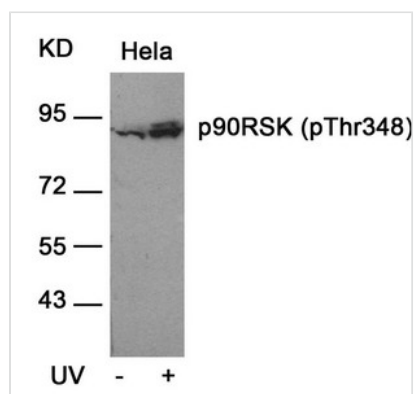




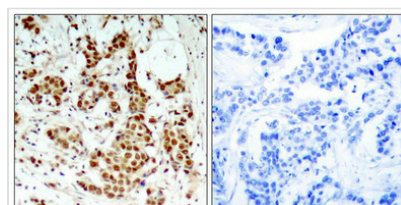
Phospho-RPS6KA1 (Thr348) Antibody

Product Code	CSB-PA980342
Storage	Upon receipt, store at -20°C or -80°C. Avoid repeated freeze.
Uniprot No.	Q15418
Immunogen	Peptide sequence around phosphorylation site of threonine 348 (S-R-T(p)-P-R) derived from Human p90RSK.
Raised In	Rabbit
Species Reactivity	Human,Mouse,Rat
Specificity	The antibody detects endogenous level of p90RSK only when phosphorylated at threonine 348.
Tested Applications	ELISA,WB,IHC,IF;WB:1:500-1:1000,IHC:1:50-1:100,IF:1:100-1:200
Form	Supplied at 1.0mg/mL in phosphate buffered saline (without Mg ²⁺ and Ca ²⁺), pH 7.4, 150mM NaCl, 0.02% sodium azide and 50% glycerol.
Purification Method	Antibodies were produced by immunizing rabbits with synthetic phosphopeptide and KLH conjugates. Antibodies were purified by affinity-chromatography using epitope-specific phosphopeptide. Non-phospho specific antibodies were removed by chromatography usi
Clonality	Polyclonal
Alias	KS6A1; MAPKAP-K1a; RPS6KA1; RSK1; S6K-alpha 1
Product Type	Polyclonal Antibody
Immunogen Species	Homo sapiens (Human)
Target Names	RPS6KA1

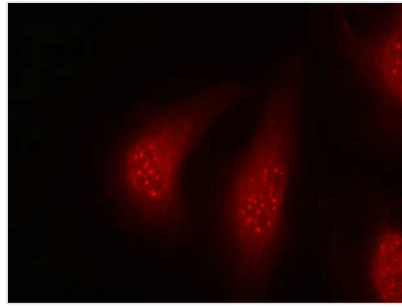
Image



Western blot analysis of extracts from HeLa cells untreated or treated with UV using p90RSK(Phospho-Thr348) Antibody.



Immunohistochemical analysis of paraffin-embedded human breast carcinoma tissue using p90RSK(Phospho-Thr348) Antibody(left) or the same antibody preincubated with blocking peptide(right).



Immunofluorescence staining of methanol-fixed HeLa cells using p90RSK(Phospho-Thr348) Antibody.

Product Modify

Phospho-Thr348

Usage

For Research Use Only. Not for use in diagnostic or therapeutic procedures.