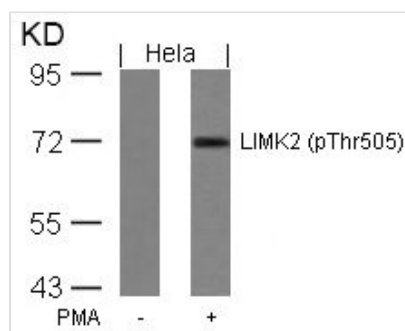




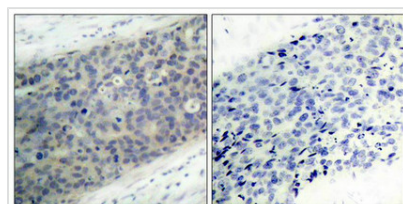
Phospho-LIMK2 (Thr505) Antibody

Product Code	CSB-PA555443
Storage	Upon receipt, store at -20°C or -80°C. Avoid repeated freeze.
Uniprot No.	P53671
Immunogen	Peptide sequence around phosphorylation site of threonine 505 (R-Y-T(p)-V-V) derived from Human LIMK2.
Raised In	Rabbit
Species Reactivity	Human,Mouse,Rat
Specificity	The antibody detects endogenous level of LIMK2 only when phosphorylated at threonine 505.
Tested Applications	ELISA,WB,IHC,IF;WB:1:500-1:1000,IHC:1:50-1:100,IF:1:100-1:200
Form	Supplied at 1.0mg/mL in phosphate buffered saline (without Mg ²⁺ and Ca ²⁺), pH 7.4, 150mM NaCl, 0.02% sodium azide and 50% glycerol.
Purification Method	Antibodies were produced by immunizing rabbits with synthetic phosphopeptide and KLH conjugates. Antibodies were purified by affinity-chromatography using epitope-specific phosphopeptide. Non-phospho specific antibodies were removed by chromatography usi
Clonality	Polyclonal
Alias	LIMK-2; kinase LIMK2;
Product Type	Polyclonal Antibody
Immunogen Species	Homo sapiens (Human)
Target Names	LIMK2

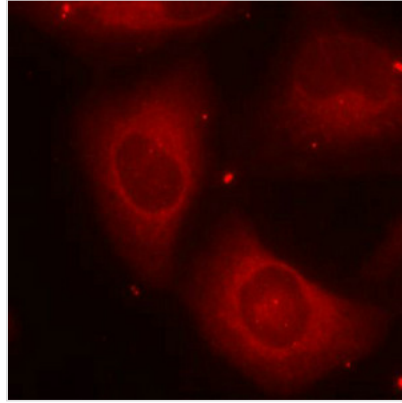
Image



Western blot analysis of extracts from HeLa cells untreated or treated with PMA using LIMK2(Phospho-Thr505) Antibody.



Immunohistochemical analysis of paraffin-embedded human breast carcinoma tissue using LIMK2(Phospho-Thr505) Antibody(left) or the same antibody preincubated with blocking peptide(right).



Immunofluorescence staining of methanol-fixed HeLa cells using LIMK2(Phospho-Thr505) Antibody.

Product Modify

Phospho-Thr505

Usage

For Research Use Only. Not for use in diagnostic or therapeutic procedures.