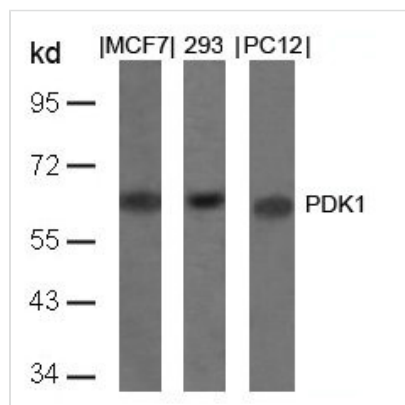




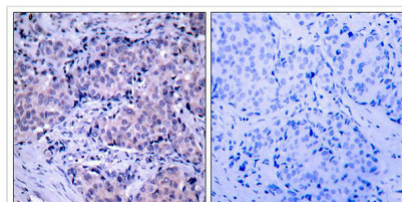
PDPK1 (Ab-241) Antibody

Product Code	CSB-PA088763
Storage	Upon receipt, store at -20°C or -80°C. Avoid repeated freeze.
Uniprot No.	O15530
Immunogen	Peptide sequence around aa.239~243 (A-N-S-F-V) derived from Human PDK1.
Raised In	Rabbit
Species Reactivity	Human,Mouse,Rat
Specificity	The antibody detects endogenous level of total PDK1 protein.
Tested Applications	ELISA,WB,IHC,IF;WB:1:500-1:1000,IHC:1:50-1:200,IF:1:100-1:200
Form	Supplied at 1.0mg/mL in phosphate buffered saline (without Mg ²⁺ and Ca ²⁺), pH 7.4, 150mM NaCl, 0.02% sodium azide and 50% glycerol.
Purification Method	Antibodies were produced by immunizing rabbits with synthetic peptide and KLH conjugates. Antibodies were purified by affinity-chromatography using epitope-specific peptide.
Clonality	Polyclonal
Alias	PDPK1, PkB kinase, Protein kinase B kinase, hPDK1, kinase PDK1
Product Type	Polyclonal Antibody
Immunogen Species	Homo sapiens (Human)
Target Names	PDPK1

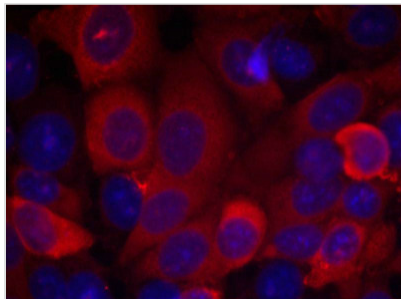
Image



Western blot analysis of extracts from MCF7, 293 and PC12 cells using PDK1(Ab-241) Antibody.



Immunohistochemical analysis of paraffin-embedded human breast carcinoma tissue using PDK1(Ab-241) Antibody(left) or the same antibody preincubated with blocking peptide(right).



Immunofluorescence staining of methanol-fixed MCF7 cells using PDK1(Ab-241) Antibody.

Usage

For Research Use Only. Not for use in diagnostic or therapeutic procedures.