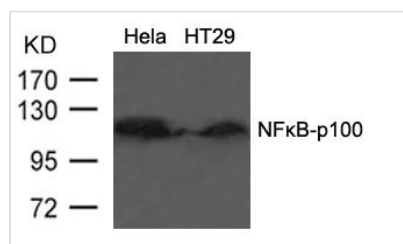




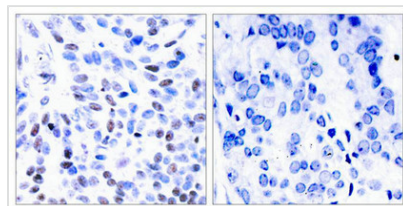
NFKB2 (Ab-866) Antibody

Product Code	CSB-PA000249
Storage	Upon receipt, store at -20°C or -80°C. Avoid repeated freeze.
Uniprot No.	Q00653
Immunogen	Peptide sequence around aa.864~868 (E-D-S-A-Y) derived from Human NFkB-p100.
Raised In	Rabbit
Species Reactivity	Human,Mouse,Rat
Specificity	The antibody detects endogenous level of total NFkB-p100 protein.
Tested Applications	ELISA,WB,IHC,IF;WB:1:500-1:1000,IHC:1:50-1:200,IF:1:100-1:200
Form	Supplied at 1.0mg/mL in phosphate buffered saline (without Mg2+ and Ca2+), pH 7.4, 150mM NaCl, 0.02% sodium azide and 50% glycerol.
Purification Method	Antibodies were produced by immunizing rabbits with synthetic peptide and KLH conjugates. Antibodies were purified by affinity-chromatography using epitope-specific peptide.
Clonality	Polyclonal
Alias	DNA-binding factor KBF2; H2TF1; Lymphocyte translocation chromosome 10; Lyt10; NFKB2
Product Type	Polyclonal Antibody
Immunogen Species	Homo sapiens (Human)
Target Names	NFKB2

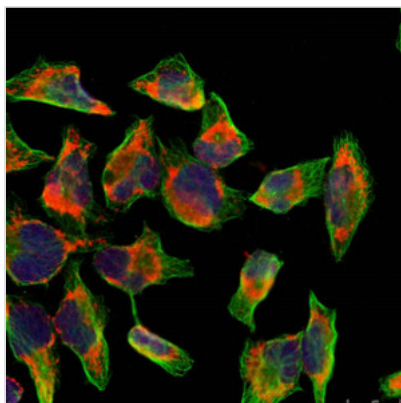
Image



Western blot analysis of extracts from HT29 cells using NFkB-p100(Ab-866) Antibody.



Immunohistochemical analysis of paraffin-embedded human breast carcinoma tissue using NFkB-p100(Ab-866) Antibody(left) or the same antibody preincubated with blocking peptide(right).



Immunofluorescence staining of methanol-fixed Hela cells using NFkB-p100(Ab-866) Antibody.