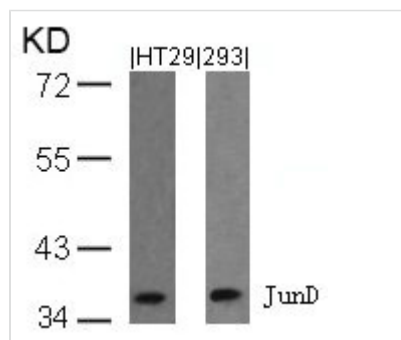




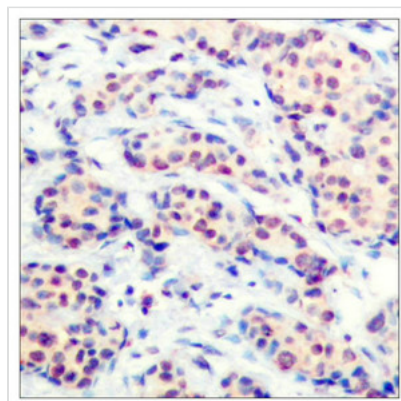
JUND (Ab-255) Antibody

Product Code	CSB-PA987649
Storage	Upon receipt, store at -20°C or -80°C. Avoid repeated freeze.
Uniprot No.	P17535
Immunogen	Peptide sequence around aa. 253~257 (G-E-S-P-P) derived from Human JunD.
Raised In	Rabbit
Species Reactivity	Human,Mouse,Rat
Specificity	The antibody detects endogenous level of total JunD protein.
Tested Applications	ELISA,WB,IHC,IF;WB:1:500-1:1000,IHC:1:50-1:200,IF:1:100-1:200
Form	Supplied at 1.0mg/mL in phosphate buffered saline (without Mg ²⁺ and Ca ²⁺), pH 7.4, 150mM NaCl, 0.02% sodium azide and 50% glycerol.
Purification Method	Antibodies were produced by immunizing rabbits with synthetic peptide and KLH conjugates. Antibodies were purified by affinity-chromatography using epitope-specific peptide.
Clonality	Polyclonal
Alias	AP-1
Product Type	Polyclonal Antibody
Immunogen Species	Homo sapiens (Human)
Target Names	JUND

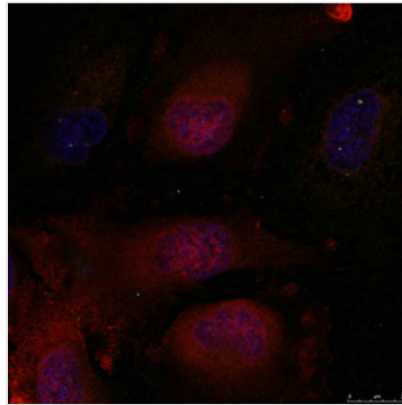
Image



Western blot analysis of extracts from HT29 and 293 cells using JunD(Ab-255) Antibody.



Immunohistochemical analysis of paraffin-embedded human breast carcinoma tissue using JunD(Ab-255) Antibody



Immunofluorescence staining of methanol-fixed HeLa cells using JunD(Ab-255) Antibody.

Usage

For Research Use Only. Not for use in diagnostic or therapeutic procedures.