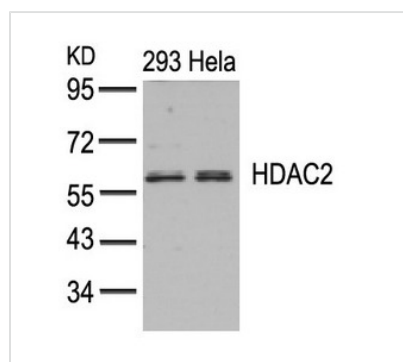




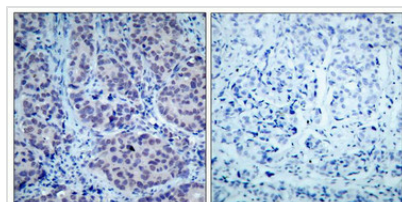
HDAC2 (Ab-394) Antibody

Product Code	CSB-PA295912
Storage	Upon receipt, store at -20°C or -80°C. Avoid repeated freeze.
Uniprot No.	Q92769
Immunogen	Peptide sequence around aa. 392~396 (E-D-S-G-D) derived from Human HDAC2.
Raised In	Rabbit
Species Reactivity	Human,Mouse,Rat
Specificity	The antibody detects endogenous level of total HDAC2 protein.
Tested Applications	ELISA,WB,IHC,IF;WB:1:500-1:1000,IHC:1:50-1:200,IF:1:100-1:200
Form	Supplied at 1.0mg/mL in phosphate buffered saline (without Mg ²⁺ and Ca ²⁺), pH 7.4, 150mM NaCl, 0.02% sodium azide and 50% glycerol.
Purification Method	Antibodies were produced by immunizing rabbits with synthetic peptide and KLH conjugates. Antibodies were purified by affinity-chromatography using epitope-specific peptide.
Clonality	Polyclonal
Alias	HD2; Histone deacetylase 2;
Product Type	Polyclonal Antibody
Immunogen Species	Homo sapiens (Human)
Target Names	HDAC2

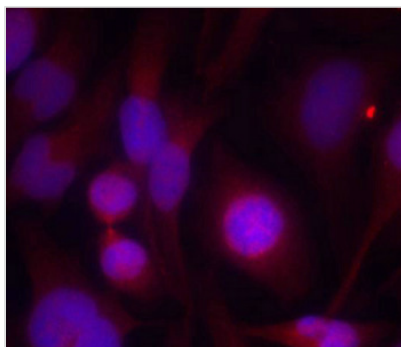
Image



Western blot analysis of extracts from 293 and HeLa cells using HDAC2(Ab-394) Antibody.



Immunohistochemical analysis of paraffin-embedded human breast carcinoma tissue using HDAC2(Ab-394) Antibody(left) or the same antibody preincubated with blocking peptide(right).



Immunofluorescence staining of methanol-fixed Hela cells using HDAC2(Ab-394) Antibody.