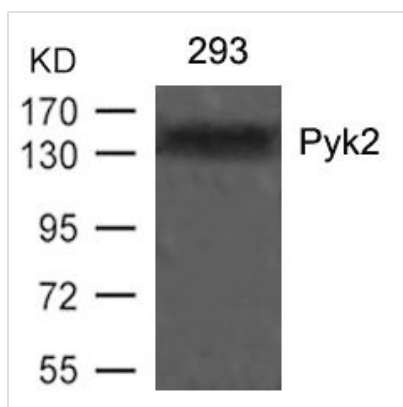




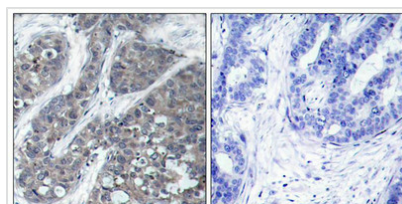
PTK2B (Ab-402) Antibody

Product Code	CSB-PA235151
Storage	Upon receipt, store at -20°C or -80°C. Avoid repeated freeze.
Uniprot No.	Q14289
Immunogen	Peptide sequence around aa.400~404 (D-I-Y-A-E) derived from Human Pyk2.
Raised In	Rabbit
Species Reactivity	Human,Mouse,Rat
Specificity	The antibody detects endogenous level of total Pyk2 protein.
Tested Applications	ELISA,WB,IHC,IF;WB:1:500-1:1000,IHC:1:50-1:200,IF:1:100-1:200
Form	Supplied at 1.0mg/mL in phosphate buffered saline (without Mg ²⁺ and Ca ²⁺), pH 7.4, 150mM NaCl, 0.02% sodium azide and 50% glycerol.
Purification Method	Antibodies were produced by immunizing rabbits with synthetic peptide and KLH conjugates. Antibodies were purified by affinity-chromatography using epitope-specific peptide.
Clonality	Polyclonal
Alias	FADK 2; FAK2; Focal adhesion kinase 2; PTK2B; Proline-rich tyrosine kinase 2 RAFTK
Product Type	Polyclonal Antibody
Immunogen Species	Homo sapiens (Human)
Target Names	PTK2B

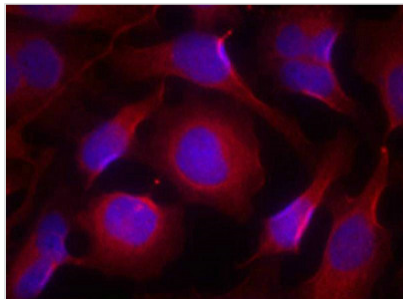
Image



Western blot analysis of extracts from 293 cells using Pyk2(Ab-402) Antibody.



Immunohistochemical analysis of paraffin-embedded human breast carcinoma tissue using Pyk2(Ab-402) Antibody(left) or the same antibody preincubated with blocking peptide(right).



Immunofluorescence staining of methanol-fixed HeLa cells using Pyk2(Ab-402) Antibody.

Usage

For Research Use Only. Not for use in diagnostic or therapeutic procedures.