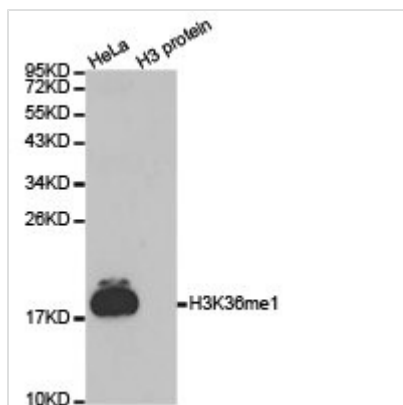





Histone H3K36me1 Antibody

Product Code	CSB-PA783946
Storage	Upon receipt, store at -20°C or -80°C. Avoid repeated freeze.
Uniprot No.	GeneID:8290SwissProt:Q16695
Immunogen	A synthetic methylated peptide corresponding to residues surrounding K36 of Human histone H3
Raised In	Rabbit
Species Reactivity	Human,Mouse,Rat
Tested Applications	ELISA,WB,IF;WB:1:500-1:2000,IF:1:50-1:200
Form	Buffer: PBS with 0.02% sodium azide, 50% glycerol, pH7.3.
Purification Method	Antigen Affinity Purified
Clonality	Polyclonal
Alias	HIST1H3J; H3/j; H3FJ; Histone H3.1; Histone H3/a; Histone H3/b; Histone H3/c; Histone H3/d; Histone H3/f;
Product Type	Polyclonal Antibody
Immunogen Species	Homo sapiens (Human)
Target Names	HIST3H3

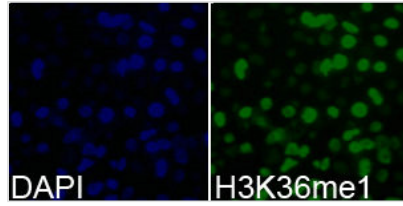
Image



Western blot analysis of extracts of HeLa cell line and H3 protein expressed in E.coli., using H3K36me1 antibody.



Dot-blot analysis of all sorts of methylation peptides using H3K36me1 antibody.



Immunofluorescence analysis of 293T cell using H3K36me1 antibody. Blue: DAPI for nuclear staining.

Product Modify

K36me1

Usage

For Research Use Only. Not for use in diagnostic or therapeutic procedures.