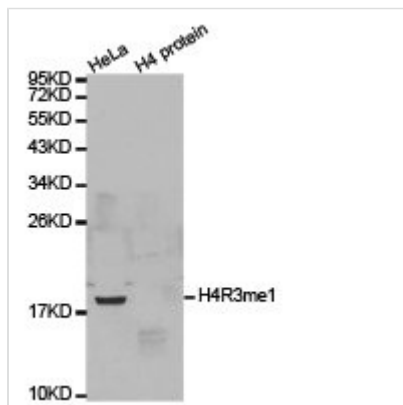




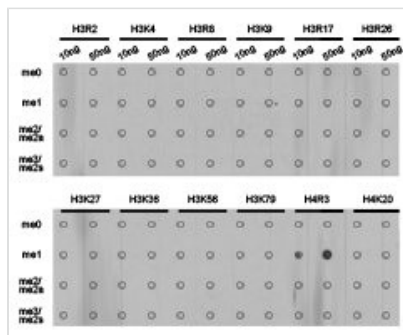
Histone H4R3me1 Antibody

Product Code	CSB-PA270960
Storage	Upon receipt, store at -20°C or -80°C. Avoid repeated freeze.
Uniprot No.	GeneID:8290SwissProt:Q16695
Immunogen	A synthetic peptide corresponding to the amino terminus of histone H4 in which Arg3 is mono-methylated.
Raised In	Rabbit
Species Reactivity	Human,Mouse,Rat
Tested Applications	ELISA,WB,IF,IP;WB:1:500-1:2000,IF:1:50-1:200,IP:1:50-1:200
Form	Buffer: PBS with 0.02% sodium azide, 50% glycerol, pH7.3.
Purification Method	Antigen Affinity Purified
Clonality	Polyclonal
Alias	H4; H4/n; H4F2; H4FN; FO108; HIST2H4
Product Type	Polyclonal Antibody
Immunogen Species	Homo sapiens (Human)
Target Names	HIST3H3

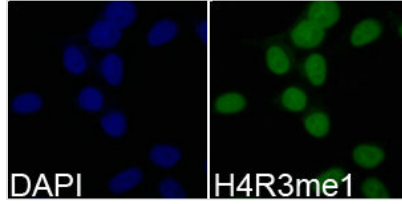
Image



Western blot analysis of extracts of HeLa cell line and H4 protein expressed in E.coli., using H4R3me1 antibody.



Dot-blot analysis of all sorts of methylation peptides using H4R3me1 antibody.



Immunofluorescence analysis of 293T cell using H4R3me1 antibody. Blue: DAPI for nuclear staining.

Product Modify

R3me1

Usage

For Research Use Only. Not for use in diagnostic or therapeutic procedures.