




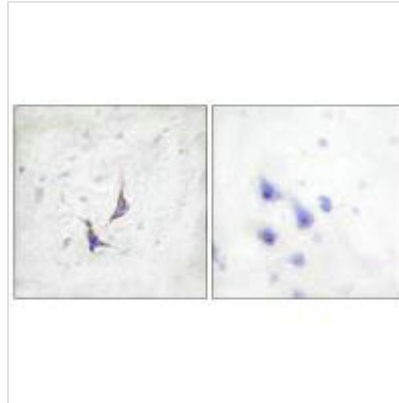
SDC4 (Ab-179) Antibody

Product Code	CSB-PA278485
Storage	Upon receipt, store at -20°C or -80°C. Avoid repeated freeze.
Uniprot No.	P31431
Immunogen	Synthesized non-phosphopeptide derived from Human Syndecan4 around the phosphorylation site of serine 179 (E-G-S(p)-Y-D).
Raised In	Rabbit
Species Reactivity	Human,Mouse,Rat
Specificity	The antibody detects endogenous levels of total Syndecan4 protein.
Tested Applications	ELISA,WB,IHC,IF;WB:1:500-1:3000,IHC:1:50-1:100,IF:1:100-1:500
Form	Rabbit IgG in phosphate buffered saline (without Mg ²⁺ and Ca ²⁺), pH 7.4, 150mM NaCl, 0.02% sodium azide and 50% glycerol.
Purification Method	The antibody was affinity-purified from rabbit antiserum by affinity-chromatography using epitope-specific immunogen.
Clonality	Polyclonal
Alias	Amphiglycan; Ryudocan core protein; SDC4; SYND4; Syndecan-4 precursor
Product Type	Polyclonal Antibody
Immunogen Species	Homo sapiens (Human)
Target Names	SDC4

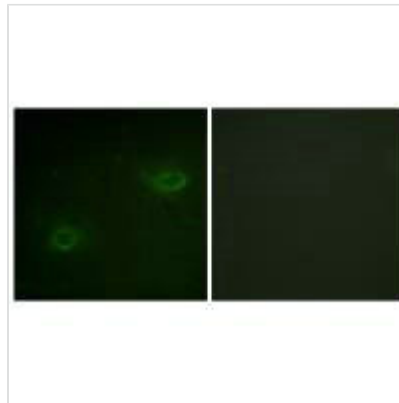
Image



Western blot analysis of extracts from HepG2 cells, using Syndecan4 (Ab-179) antibody.



Immunohistochemistry analysis of paraffin-embedded human brain tissue using Syndecan4 (Ab-179) antibody.



Immunofluorescence analysis of HeLa cells, using Syndecan4 (Ab-179) antibody.

Usage

For Research Use Only. Not for use in diagnostic or therapeutic procedures.