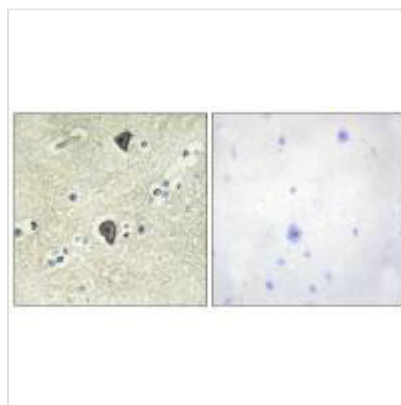




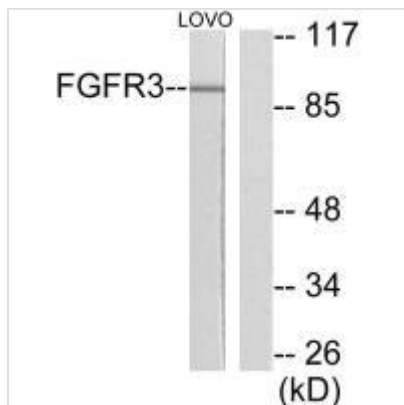
FGFR3 Antibody

Product Code	CSB-PA164777
Storage	Upon receipt, store at -20°C or -80°C. Avoid repeated freeze.
Uniprot No.	P22607
Immunogen	Synthesized peptide derived from Human FGFR3.
Raised In	Rabbit
Species Reactivity	Human,Mouse,Rat
Specificity	The antibody detects endogenous levels of total FGFR3 protein.
Tested Applications	ELISA,WB,IHC;WB:1:500-1:3000,IHC:1:50-1:100
Form	Rabbit IgG in phosphate buffered saline (without Mg ²⁺ and Ca ²⁺), pH 7.4, 150mM NaCl, 0.02% sodium azide and 50% glycerol.
Purification Method	The antibody was affinity-purified from rabbit antiserum by affinity-chromatography using epitope-specific immunogen.
Clonality	Polyclonal
Alias	2.7.1.112; CEK2; HSGFR3EX; fibroblast growth factor receptor 3 isoform 1 precursor; fibroblast growth factor receptor 3 isoform 2 precursor
Product Type	Polyclonal Antibody
Immunogen Species	Homo sapiens (Human)
Target Names	FGFR3

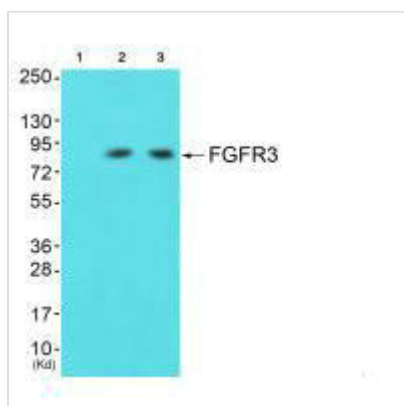
Image



Immunohistochemical analysis of paraffin-embedded human breast carcinoma tissue using FGFR3 antibody.



Western blot analysis of extracts from LOVO cells, using FGFR3 antibody.



Western blot analysis of extracts from 293 cells (Lane 2) and HepG2 cells (Lane 3), using FGFR3 antibody. The lane on the left is treated with synthesized peptide.

Usage

For Research Use Only. Not for use in diagnostic or therapeutic procedures.