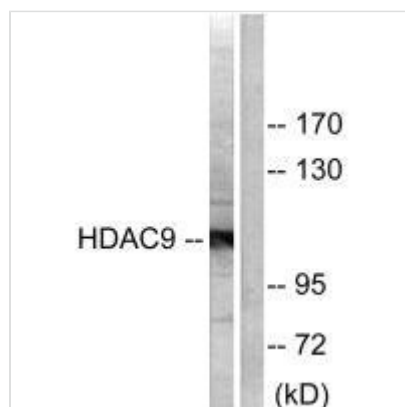




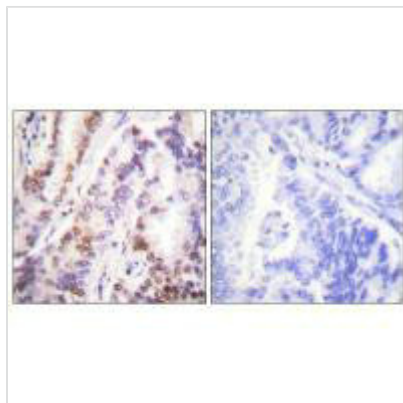
HDAC9 Antibody

Product Code	CSB-PA831141
Storage	Upon receipt, store at -20°C or -80°C. Avoid repeated freeze.
Uniprot No.	Q9UKV0
Immunogen	Synthesized peptide derived from Human HDAC9.
Raised In	Rabbit
Species Reactivity	Human
Specificity	The antibody detects endogenous levels of total HDAC9 protein.
Tested Applications	ELISA,WB,IHC,IF;WB:1:500-1:3000,IHC:1:50-1:100,IF:1:100-1:500
Form	Rabbit IgG in phosphate buffered saline (without Mg ²⁺ and Ca ²⁺), pH 7.4, 150mM NaCl, 0.02% sodium azide and 50% glycerol.
Purification Method	The antibody was affinity-purified from rabbit antiserum by affinity-chromatography using epitope-specific immunogen.
Clonality	Polyclonal
Alias	HDAC7B; HDAC9A; MITR; HISTONE DEACETYLASE 7B; KIAA0744 HISTONE DEACETYLASE 9A
Product Type	Polyclonal Antibody
Immunogen Species	Homo sapiens (Human)
Target Names	HDAC9

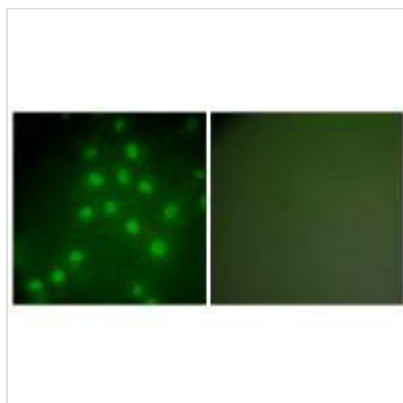
Image



Western blot analysis of extracts from HepG2 cells, using HDAC9 antibody.



Immunohistochemical analysis of paraffin-embedded human lung carcinoma tissue using HDAC9 antibody.



Immunofluorescence analysis of HepG2 cells, using HDAC9 antibody.

Usage

For Research Use Only. Not for use in diagnostic or therapeutic procedures.