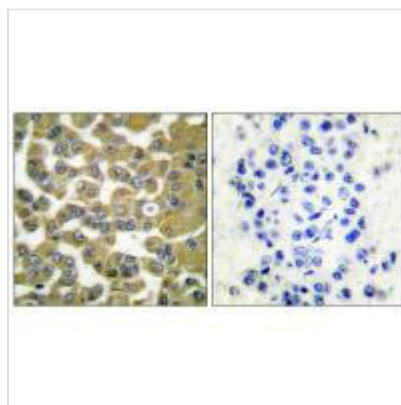




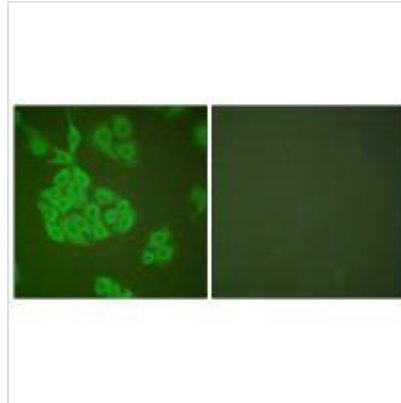
MCM5 Antibody

Product Code	CSB-PA699652
Storage	Upon receipt, store at -20°C or -80°C. Avoid repeated freeze.
Uniprot No.	P33992
Immunogen	Synthesized peptide derived from Human MMP-11 antibody.
Raised In	Rabbit
Species Reactivity	Human,Mouse,Rat
Specificity	The antibody detects endogenous levels of total MMP-11 protein.
Tested Applications	ELISA,WB,IHC,IF;WB:1:500-1:3000,IHC:1:50-1:100,IF:1:100-1:500
Form	Rabbit IgG in phosphate buffered saline (without Mg ²⁺ and Ca ²⁺), pH 7.4, 150mM NaCl, 0.02% sodium azide and 50% glycerol.
Purification Method	The antibody was affinity-purified from rabbit antiserum by affinity-chromatography using epitope-specific immunogen.
Clonality	Polyclonal
Alias	CDC46; DNA replication licensing factor MMP-11; minichromosome maintenance deficient protein 5;
Product Type	Polyclonal Antibody
Immunogen Species	Homo sapiens (Human)
Target Names	MCM5

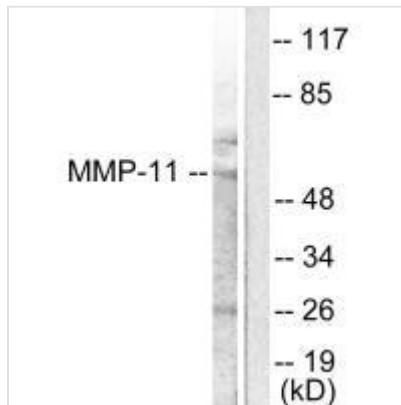
Image



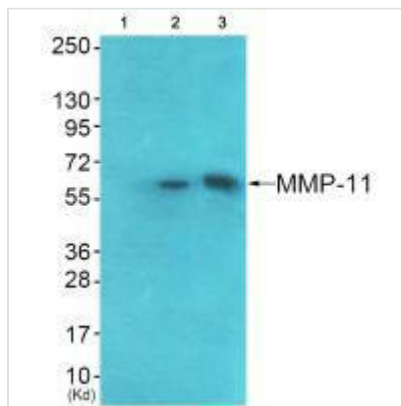
Immunohistochemical analysis of paraffin-embedded human breast carcinoma tissue using MMP-11 antibody.



Immunofluorescence analysis of A549 cells, using MMP-11 antibody.



Western blot analysis of extracts from A549 cells, using MMP-11 antibody.



Western blot analysis of extracts from HepG2 cells (Lane 2) and HeLa cells (Lane 3), using MMP-11 antibody. The lane on the left is treated with synthesized peptide.