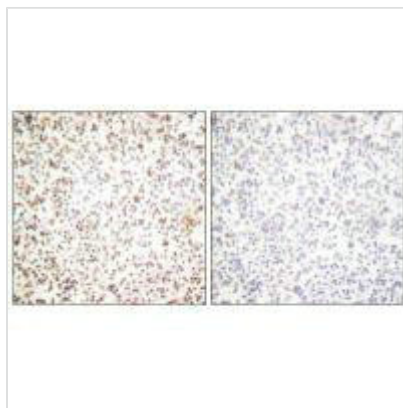




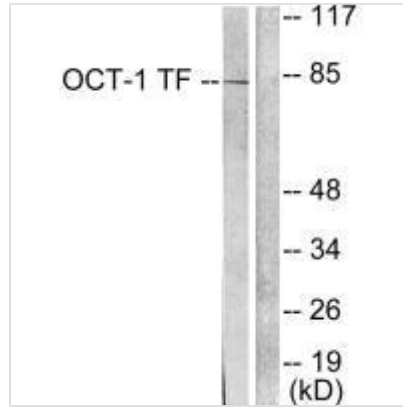
POU2F1 Antibody

Product Code	CSB-PA089861
Storage	Upon receipt, store at -20°C or -80°C. Avoid repeated freeze.
Uniprot No.	P14859
Immunogen	Synthesized peptide derived from Human OCT-1.
Raised In	Rabbit
Species Reactivity	Human,Mouse,Rat
Specificity	The antibody detects endogenous levels of total OCT-1 protein.
Tested Applications	ELISA,WB,IHC;WB:1:500-1:3000,IHC:1:50-1:100
Form	Rabbit IgG in phosphate buffered saline (without Mg ²⁺ and Ca ²⁺), pH 7.4, 150mM NaCl, 0.02% sodium azide and 50% glycerol.
Purification Method	The antibody was affinity-purified from rabbit antiserum by affinity-chromatography using epitope-specific immunogen.
Clonality	Polyclonal
Alias	NF-A1; OCT1; OTF-1; Octamer-binding transcription factor 1; PO21
Product Type	Polyclonal Antibody
Immunogen Species	Homo sapiens (Human)
Target Names	POU2F1

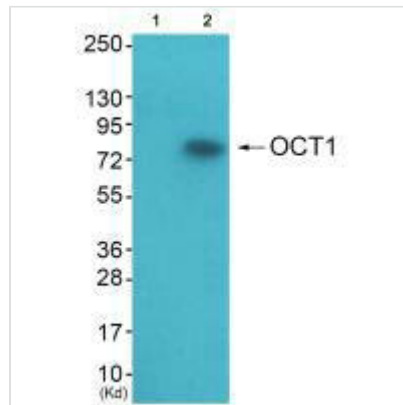
Image



Immunohistochemical analysis of paraffin-embedded human lymph node tissue using OCT-1 antibody.



Western blot analysis of extracts from HeLa cells, using OCT-1 antibody.



Western blot analysis of extracts from A549 cells (Lane 2), using OCT1 antibody. The lane on the left is treated with synthesized peptide.

Usage

For Research Use Only. Not for use in diagnostic or therapeutic procedures.