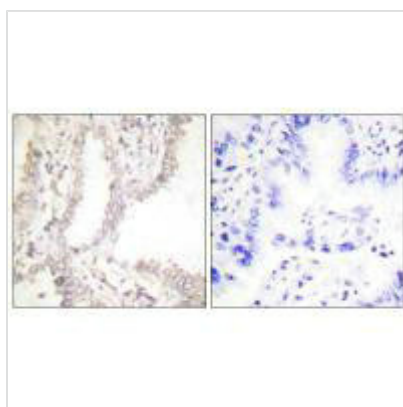




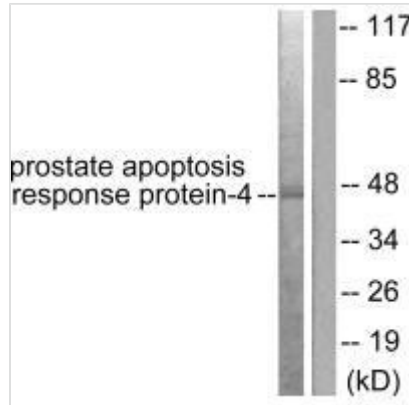
PAWR Antibody

Product Code	CSB-PA041090
Storage	Upon receipt, store at -20°C or -80°C. Avoid repeated freeze.
Uniprot No.	Q96IZ0
Immunogen	Synthesized peptide derived from Human prostate apoptosis response protein-4.
Raised In	Rabbit
Species Reactivity	Human,Mouse,Rat
Specificity	The antibody detects endogenous levels of total prostate apoptosis response protein-4 protein.
Tested Applications	ELISA,WB,IHC;WB:1:500-1:3000,IHC:1:50-1:100
Form	Rabbit IgG in phosphate buffered saline (without Mg ²⁺ and Ca ²⁺), pH 7.4, 150mM NaCl, 0.02% sodium azide and 50% glycerol.
Purification Method	The antibody was affinity-purified from rabbit antiserum by affinity-chromatography using epitope-specific immunogen.
Clonality	Polyclonal
Alias	PAR4; PRKC apoptosis WT1 regulator protein; PRKC; apoptosis; WT1
Product Type	Polyclonal Antibody
Immunogen Species	Homo sapiens (Human)
Target Names	PAWR

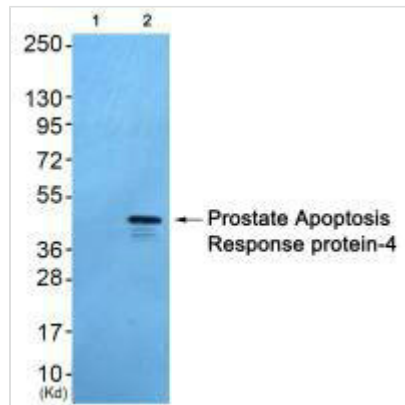
Image



Immunohistochemical analysis of paraffin-embedded human lung carcinoma tissue using Prostate Apoptosis Response Protein-4 antibody.



Western blot analysis of extracts from NIH/3T3 cells, using Prostate Apoptosis Response Protein-4 antibody.



Western blot analysis of extracts from 293 cells(Lane 2), using Prostate Apoptosis Response Protein-4 antibody. The lane on the left is treated with synthesized peptide.

Usage

For Research Use Only. Not for use in diagnostic or therapeutic procedures.