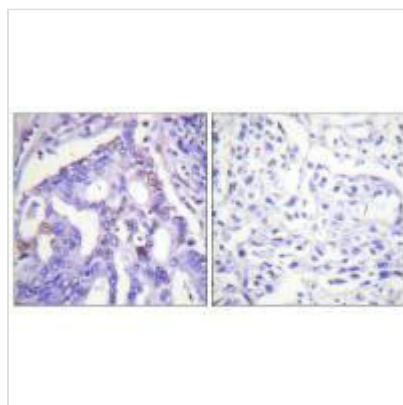




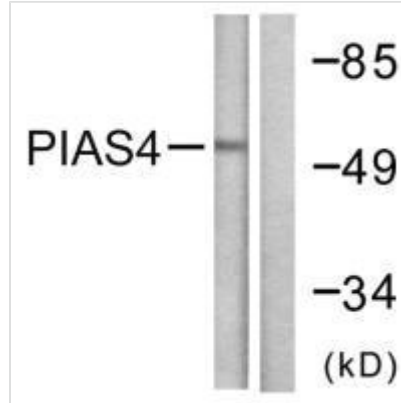
PIAS4 Antibody

Product Code	CSB-PA577177
Storage	Upon receipt, store at -20°C or -80°C. Avoid repeated freeze.
Uniprot No.	Q8N2W9
Immunogen	Synthesized peptide derived from Internal of Human PIAS4.
Raised In	Rabbit
Species Reactivity	Human,Mouse
Specificity	The antibody detects endogenous levels of total PIAS4 protein.
Tested Applications	ELISA,WB,IHC;WB:1:500-1:3000,IHC:1:50-1:100
Form	Rabbit IgG in phosphate buffered saline (without Mg ²⁺ and Ca ²⁺), pH 7.4, 150mM NaCl, 0.02% sodium azide and 50% glycerol.
Purification Method	The antibody was affinity-purified from rabbit antiserum by affinity-chromatography using epitope-specific immunogen.
Clonality	Polyclonal
Alias	PIAS-gamma; PIASG; PIASy; protein inhibitor of activated STAT protein 4; protein inhibitor of activated STAT protein PIASy
Product Type	Polyclonal Antibody
Immunogen Species	Homo sapiens (Human)
Target Names	PIAS4


Image



Immunohistochemistry analysis of paraffin-embedded human lung carcinoma tissue using PIAS4 antibody.



Western blot analysis of extracts from Jurkat cells, using PIAS4 antibody.



Western blot analysis of extracts from JK cells (Lane 2), using PIAS4 antibody. The lane on the left is treated with synthesized peptide.

Usage

For Research Use Only. Not for use in diagnostic or therapeutic procedures.