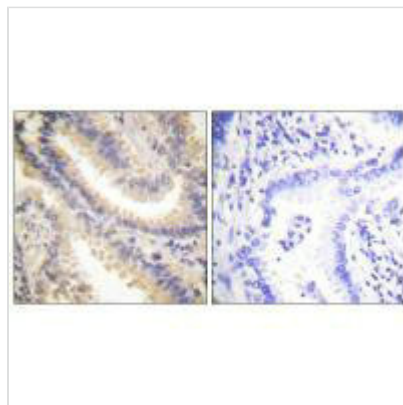




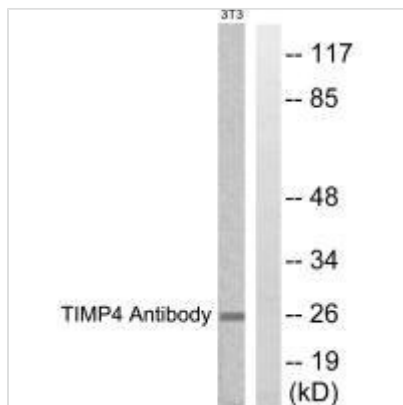
TIMP4 Antibody

Product Code	CSB-PA938704
Storage	Upon receipt, store at -20°C or -80°C. Avoid repeated freeze.
Uniprot No.	Q99727
Immunogen	Synthesized peptide derived from C-terminal of Human TIMP4.
Raised In	Rabbit
Species Reactivity	Human,Mouse,Rat
Specificity	The antibody detects endogenous levels of total TIMP4 protein.
Tested Applications	ELISA,WB,IHC;WB:1:500-1:3000,IHC:1:50-1:100
Form	Rabbit IgG in phosphate buffered saline (without Mg ²⁺ and Ca ²⁺), pH 7.4, 150mM NaCl, 0.02% sodium azide and 50% glycerol.
Purification Method	The antibody was affinity-purified from rabbit antiserum by affinity-chromatography using epitope-specific immunogen.
Clonality	Polyclonal
Alias	TIMP metalloproteinase inhibitor 4; tissue inhibitor of metalloproteinase 4; Metalloproteinase inhibitor 4;
Product Type	Polyclonal Antibody
Immunogen Species	Homo sapiens (Human)
Target Names	TIMP4

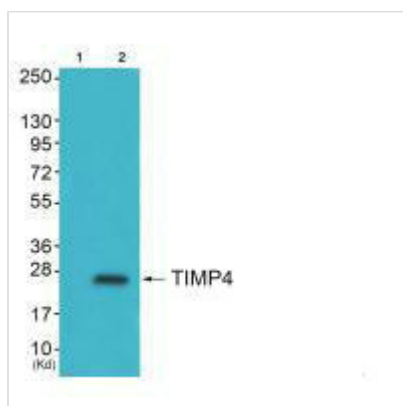
Image



Immunohistochemistry analysis of paraffin-embedded human lung carcinoma tissue using TIMP4 antibody.



Western blot analysis of extracts from NIH/3T3 cells, using TIMP4 antibody.



Western blot analysis of extracts from HepG2 cells (Lane 2), using TIMP4 antibody. The lane on the left is treated with synthesized peptide.

Usage

For Research Use Only. Not for use in diagnostic or therapeutic procedures.