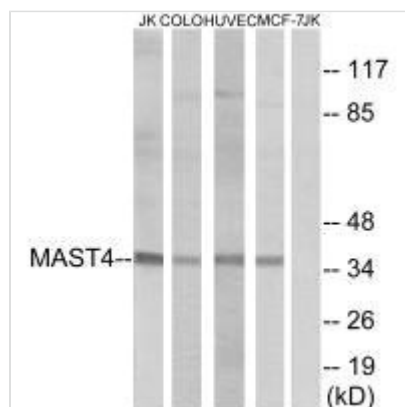




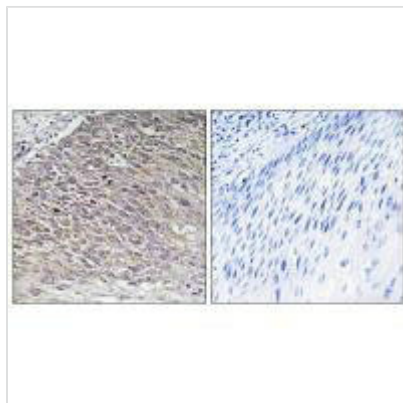
MAST4 Antibody

Product Code	CSB-PA104360
Storage	Upon receipt, store at -20°C or -80°C. Avoid repeated freeze.
Uniprot No.	O15021
Immunogen	Synthesized peptide derived from internal of Human MAST4.
Raised In	Rabbit
Species Reactivity	Human,Mouse
Specificity	The antibody detects endogenous levels of total MAST4 protein.
Tested Applications	ELISA,WB,IHC,IF;WB:1:500-1:3000,IHC:1:50-1:100,IF:1:100-1:500
Form	Rabbit IgG in phosphate buffered saline (without Mg ²⁺ and Ca ²⁺), pH 7.4, 150mM NaCl, 0.02% sodium azide and 50% glycerol.
Purification Method	The antibody was affinity-purified from rabbit antiserum by affinity-chromatography using epitope-specific immunogen.
Clonality	Polyclonal
Alias	EC 2.7.11.1; KIAA0303; microtubule-associated serine/threonine-protein kinase 4;
Product Type	Polyclonal Antibody
Immunogen Species	Homo sapiens (Human)
Target Names	MAST4

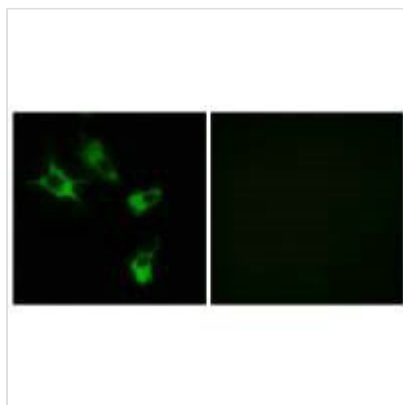
Image



Western blot analysis of extracts from Jurkat cells, COLO cells, HUVEC cells and MCF-7 cells, using MAST4 antibody.



Immunohistochemistry analysis of paraffin-embedded human testis tissue using MAST4 antibody.



Immunofluorescence analysis of COS-7 cells, using MAST4 antibody.

Usage

For Research Use Only. Not for use in diagnostic or therapeutic procedures.