




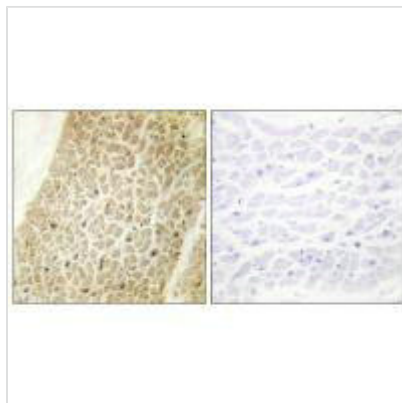
AKAP8 Antibody

Product Code	CSB-PA091575
Storage	Upon receipt, store at -20°C or -80°C. Avoid repeated freeze.
Uniprot No.	O43823
Immunogen	Synthesized peptide derived from internal of Human AKAP8.
Raised In	Rabbit
Species Reactivity	Human,Mouse,Rat
Specificity	The antibody detects endogenous levels of total AKAP8 protein.
Tested Applications	ELISA,WB,IHC,IF;WB:1:500-1:3000,IHC:1:50-1:100,IF:1:100-1:500
Form	Rabbit IgG in phosphate buffered saline (without Mg ²⁺ and Ca ²⁺), pH 7.4, 150mM NaCl, 0.02% sodium azide and 50% glycerol.
Purification Method	The antibody was affinity-purified from rabbit antiserum by affinity-chromatography using epitope-specific immunogen.
Clonality	Polyclonal
Alias	A-kinase anchor protein 8; A-kinase anchor protein 95 kDa; AKA8; AKAP 95; AKAP95
Product Type	Polyclonal Antibody
Immunogen Species	Homo sapiens (Human)
Target Names	AKAP8


Image



Western blot analysis of extracts from mouse heart cells and Jurkat cells, using AKAP8 antibody.



Immunohistochemistry analysis of paraffin-embedded human heart tissue using AKAP8 antibody.



Immunofluorescence analysis of HUVEC cells, using AKAP8 antibody.