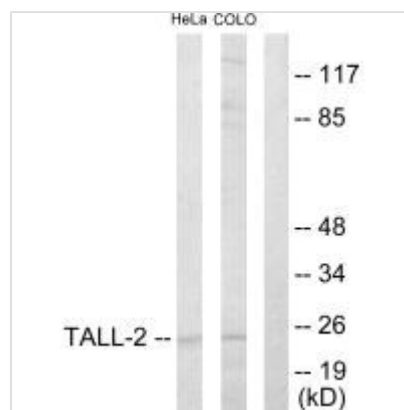




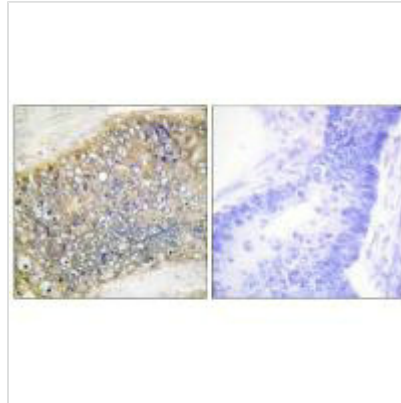
# TNFSF13 Antibody

<b>Product Code</b>	CSB-PA244663
<b>Storage</b>	Upon receipt, store at -20°C or -80°C. Avoid repeated freeze.
<b>Uniprot No.</b>	O75888
<b>Immunogen</b>	Synthesized peptide derived from internal of Human TALL-2.
<b>Raised In</b>	Rabbit
<b>Species Reactivity</b>	Human,Mouse,Rat
<b>Specificity</b>	The antibody detects endogenous levels of total TALL-2 protein.
<b>Tested Applications</b>	ELISA,WB,IHC,IF;WB:1:500-1:3000,IHC:1:50-1:100,IF:1:100-1:500
<b>Form</b>	Rabbit IgG in phosphate buffered saline (without Mg <sup>2+</sup> and Ca <sup>2+</sup> ), pH 7.4, 150mM NaCl, 0.02% sodium azide and 50% glycerol.
<b>Purification Method</b>	The antibody was affinity-purified from rabbit antiserum by affinity-chromatography using epitope-specific immunogen.
<b>Clonality</b>	Polyclonal
<b>Alias</b>	Tumor necrosis factor ligand superfamily member 13 [Precursor]; A proliferation-inducing ligand; APRIL; TNF- and APOL-related leukocyte expressed ligand 2; TALL-2
<b>Product Type</b>	Polyclonal Antibody
<b>Immunogen Species</b>	Homo sapiens (Human)
<b>Target Names</b>	TNFSF13

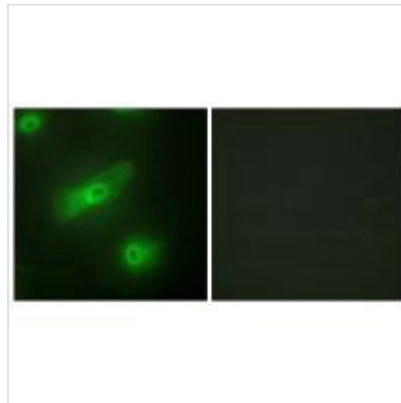
## Image



Western blot analysis of extracts from HeLa cells and COLO205 cells, using TALL-2 antibody.



Immunohistochemistry analysis of paraffin-embedded human colon carcinoma tissue using TALL-2 antibody.



Immunofluorescence analysis of HeLa cells, using TALL-2 antibody.

**Usage**

For Research Use Only. Not for use in diagnostic or therapeutic procedures.