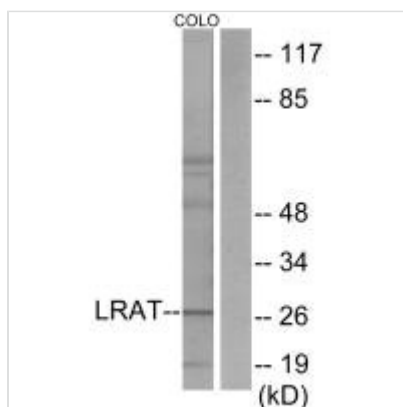




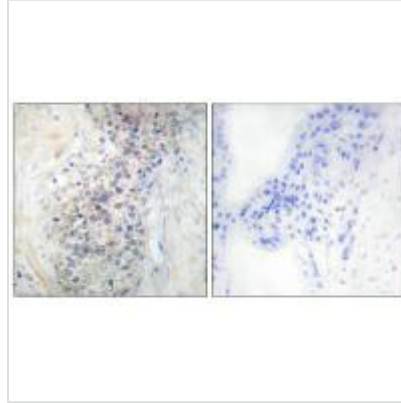
LRAT Antibody

Product Code	CSB-PA295134
Storage	Upon receipt, store at -20°C or -80°C. Avoid repeated freeze.
Uniprot No.	O95237
Immunogen	Synthesized peptide derived from internal of Human LRAT.
Raised In	Rabbit
Species Reactivity	Human,Mouse,Rat
Specificity	The antibody detects endogenous levels of total LRAT protein.
Tested Applications	ELISA,WB,IHC,IF;WB:1:500-1:3000,IHC:1:50-1:100,IF:1:100-1:500
Form	Rabbit IgG in phosphate buffered saline (without Mg ²⁺ and Ca ²⁺), pH 7.4, 150mM NaCl, 0.02% sodium azide and 50% glycerol.
Purification Method	The antibody was affinity-purified from rabbit antiserum by affinity-chromatography using epitope-specific immunogen.
Clonality	Polyclonal
Alias	Lecithin retinol acyltransferase; EC 2.3.1.135; Phosphatidylcholine--retinol O-acyltransferase; LRAT;
Product Type	Polyclonal Antibody
Immunogen Species	Homo sapiens (Human)
Target Names	LRAT

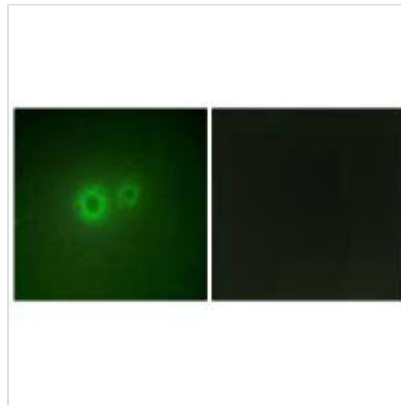
Image



Western blot analysis of extracts from COLO205 cells, using LRAT antibody.



Immunohistochemistry analysis of paraffin-embedded human prostate carcinoma tissue using LRAT antibody.



Immunofluorescence analysis of HUVEC cells, using LRAT antibody.

Usage

For Research Use Only. Not for use in diagnostic or therapeutic procedures.