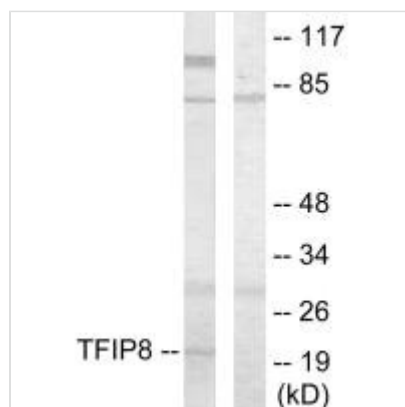




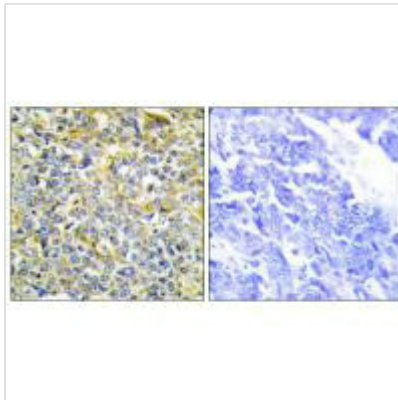
TNFAIP8 Antibody

Product Code	CSB-PA993947
Storage	Upon receipt, store at -20°C or -80°C. Avoid repeated freeze.
Uniprot No.	O95379
Immunogen	Synthesized peptide derived from internal of Human TFIP8.
Raised In	Rabbit
Species Reactivity	Human,Mouse
Specificity	The antibody detects endogenous levels of total TFIP8 protein.
Tested Applications	ELISA,WB,IHC,IF;WB:1:500-1:3000,IHC:1:50-1:100,IF:1:100-1:500
Form	Rabbit IgG in phosphate buffered saline (without Mg ²⁺ and Ca ²⁺), pH 7.4, 150mM NaCl, 0.02% sodium azide and 50% glycerol.
Purification Method	The antibody was affinity-purified from rabbit antiserum by affinity-chromatography using epitope-specific immunogen.
Clonality	Polyclonal
Alias	Tumor necrosis factor; alpha-induced protein 8; Head and neck tumor and metastasis-related protein; TNF-induced protein GG2-1; SCC-S2
Product Type	Polyclonal Antibody
Immunogen Species	Homo sapiens (Human)
Target Names	TNFAIP8

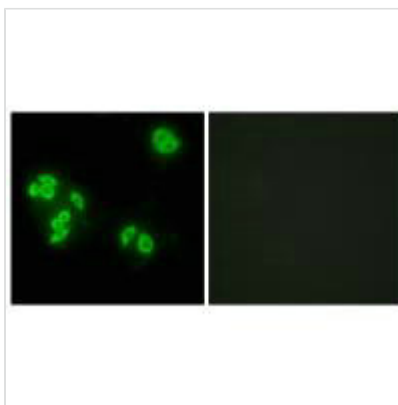
Image



Western blot analysis of extracts from HUVEC cells, using TFIP8 antibody.



Immunohistochemistry analysis of paraffin-embedded human lung carcinoma tissue using TFIP8 antibody.



Immunofluorescence analysis of A549 cells, using TFIP8 antibody.