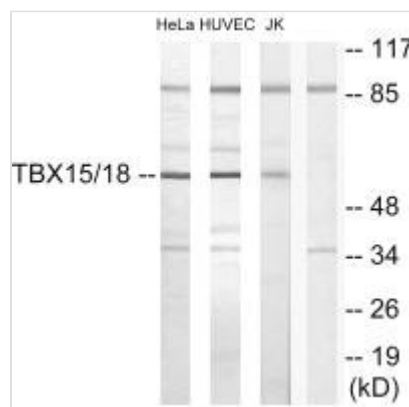




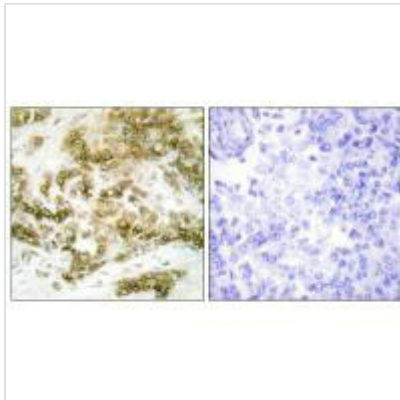
TBX15/TBX18 Antibody

Product Code	CSB-PA205481
Storage	Upon receipt, store at -20°C or -80°C. Avoid repeated freeze.
Uniprot No.	Q96SF7
Immunogen	Synthesized peptide derived from internal of Human TBX15/18.
Raised In	Rabbit
Species Reactivity	Human,Mouse
Specificity	The antibody detects endogenous levels of total TBX15/18 protein.
Tested Applications	ELISA,WB,IHC,IF;WB:1:500-1:3000,IHC:1:50-1:100,IF:1:100-1:500
Form	Rabbit IgG in phosphate buffered saline (without Mg ²⁺ and Ca ²⁺), pH 7.4, 150mM NaCl, 0.02% sodium azide and 50% glycerol.
Purification Method	The antibody was affinity-purified from rabbit antiserum by affinity-chromatography using epitope-specific immunogen.
Clonality	Polyclonal
Alias	T-box transcription factor TBX15; T-box protein 15; TBX15; TBX14; T-box transcription factor TBX18
Product Type	Polyclonal Antibody
Immunogen Species	Homo sapiens (Human)
Target Names	TBX15/TBX18

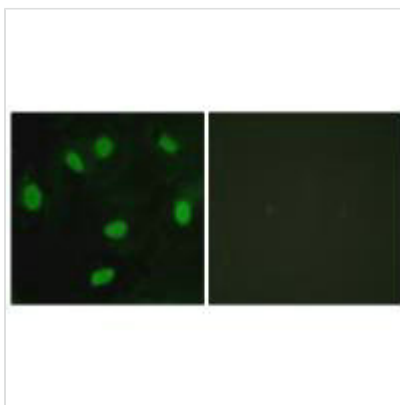
Image



Western blot analysis of extracts from HeLa cells, HUVEC cells and Jurkat cells, using TBX15/18 antibody.



Immunohistochemistry analysis of paraffin-embedded human breast carcinoma tissue using TBX15/18 antibody.



Immunofluorescence analysis of HeLa cells, using TBX15/18 antibody.