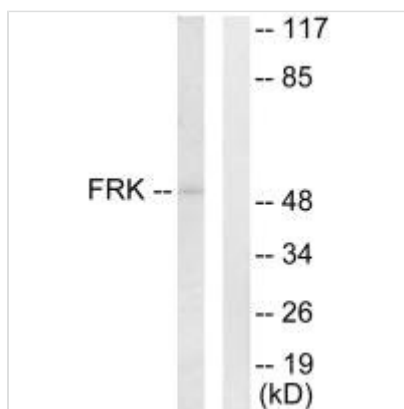




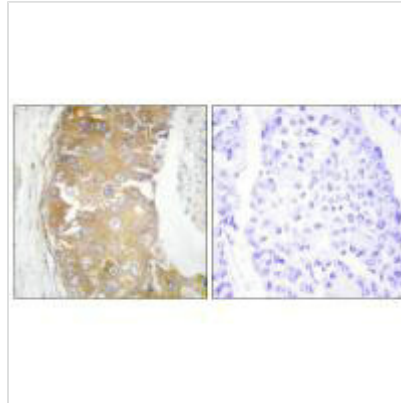
FRK Antibody

Product Code	CSB-PA237384
Storage	Upon receipt, store at -20°C or -80°C. Avoid repeated freeze.
Uniprot No.	P42685
Immunogen	Synthesized peptide derived from internal of Human FRK.
Raised In	Rabbit
Species Reactivity	Human,Mouse,Rat
Specificity	The antibody detects endogenous levels of total FRK protein.
Tested Applications	ELISA,WB,IHC,IF;WB:1:500-1:3000,IHC:1:50-1:100,IF:1:100-1:500
Form	Rabbit IgG in phosphate buffered saline (without Mg ²⁺ and Ca ²⁺), pH 7.4, 150mM NaCl, 0.02% sodium azide and 50% glycerol.
Purification Method	The antibody was affinity-purified from rabbit antiserum by affinity-chromatography using epitope-specific immunogen.
Clonality	Polyclonal
Alias	EC 2.7.1.112; EC 2.7.10.2; Nuclear tyrosine protein kinase RAK; Tyrosine-protein kinase FRK; fyn-related kinase
Product Type	Polyclonal Antibody
Immunogen Species	Homo sapiens (Human)
Target Names	FRK

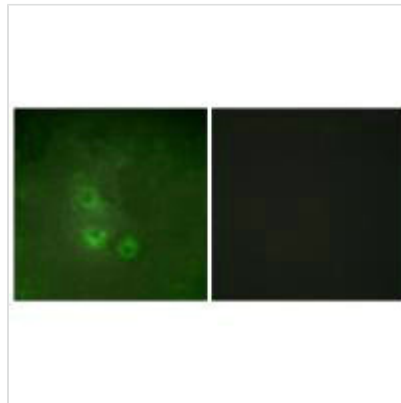
Image



Western blot analysis of extracts from Jurkat cells, using FRK antibody.



Immunohistochemistry analysis of paraffin-embedded human breast carcinoma tissue using FRK antibody.



Immunofluorescence analysis of HUVEC cells, using FRK antibody.

Usage

For Research Use Only. Not for use in diagnostic or therapeutic procedures.