ANO7 Antibody

Product Code	CSB-PA776558
Storage	Upon receipt, store at -20°C or -80°C. Avoid repeated freeze.
Uniprot No.	Q6IWH7
Immunogen	Synthesized peptide derived from C-terminal of Human TM16G.
Raised In	Rabbit
Species Reactivity	Human
Specificity	The antibody detects endogenous levels of total TM16G protein.
Tested Applications	ELISA,WB,IHC,IF;WB:1:500-1:3000,IHC:1:50-1:100,IF:1:100-1:500
Form	Rabbit IgG in phosphate buffered saline (without Mg2+ and Ca2+), pH 7.4, 150mM NaCl, 0.02% sodium azide and 50% glycerol.
Purification Method	The antibody was affinity-purified from rabbit antiserum by affinity-chromatography using epitope-specific immunogen.
Clonality	Polyclonal
Alias	New gene expressed in prostate; Prostate cancer-associated protein 5; IPCA-5; Dresden-transmembrane protein of the prostate; D-TMPP
Product Type	Polyclonal Antibody
Immunogen Species	Homo sapiens (Human)
Target Names	ANO7

Image



Western blot analysis of extracts from LOVO cells, using TM16G antiobdy.

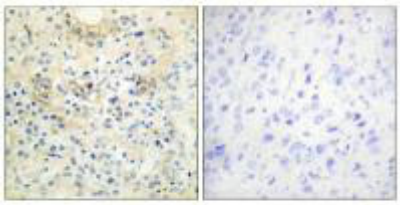

Immunohistochemistry analysis of paraffin-embedded human prostate carcinoma tissue, using TM16G antibody.

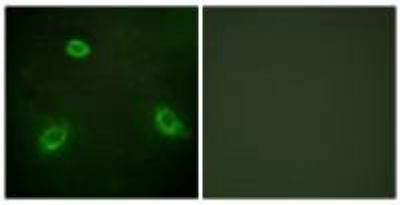

Immunofluorescence analysis of HepG2 cells, using TM16G antibody.

Usage

For Research Use Only. Not for use in diagnostic or therapeutic procedures.