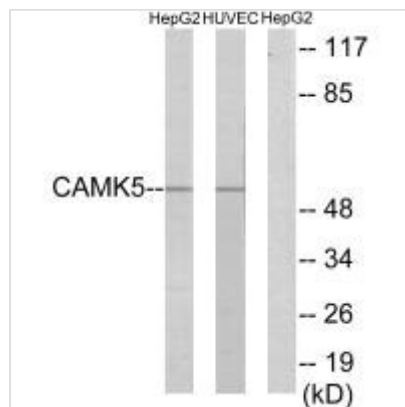




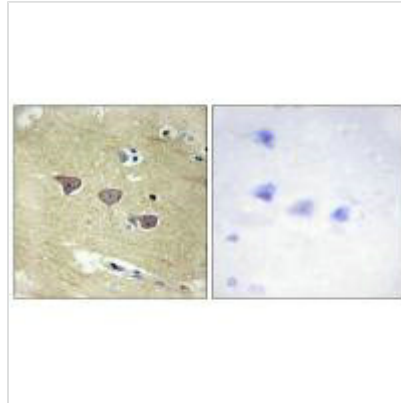
CAMKV Antibody

| | |
|----------------------------|--|
| Product Code | CSB-PA570996 |
| Storage | Upon receipt, store at -20°C or -80°C. Avoid repeated freeze. |
| Uniprot No. | Q8NCB2 |
| Immunogen | Synthesized peptide derived from internal of Human CAMK5. |
| Raised In | Rabbit |
| Species Reactivity | Human,Mouse,Rat |
| Specificity | The antibody detects endogenous levels of total CAMK5 protein. |
| Tested Applications | ELISA,WB,IHC,IF;WB:1:500-1:3000,IHC:1:50-1:100,IF:1:100-1:500 |
| Form | Rabbit IgG in phosphate buffered saline (without Mg ²⁺ and Ca ²⁺), pH 7.4, 150mM NaCl, 0.02% sodium azide and 50% glycerol. |
| Purification Method | The antibody was affinity-purified from rabbit antiserum by affinity-chromatography using epitope-specific immunogen. |
| Clonality | Polyclonal |
| Alias | CaM kinase-like vesicle-associated protein; |
| Product Type | Polyclonal Antibody |
| Immunogen Species | Homo sapiens (Human) |
| Target Names | CAMKV |

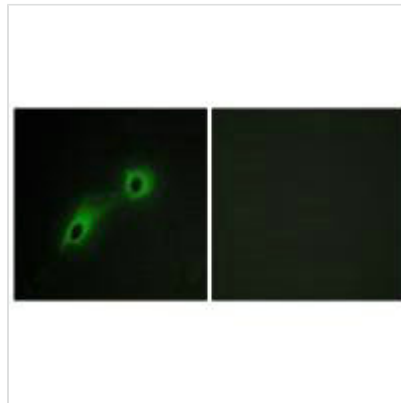
Image



Western blot analysis of extracts from HepG2 cells and HUVEC cells, using CAMK5 antibody.



Immunohistochemistry analysis of paraffin-embedded human brain tissue using CAMK5 antibody.



Immunofluorescence analysis of HeLa cells, using CAMK5 antibody.

Usage

For Research Use Only. Not for use in diagnostic or therapeutic procedures.