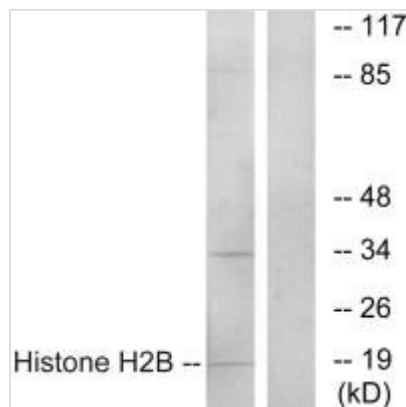




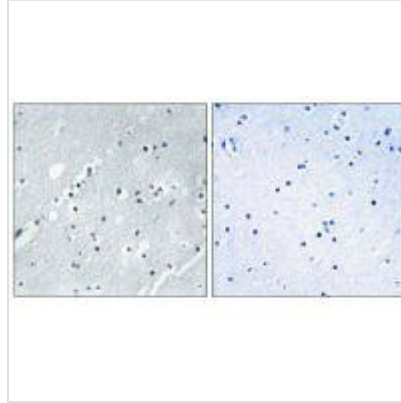
Histone H2B Antibody

Product Code	CSB-PA013868
Storage	Upon receipt, store at -20°C or -80°C. Avoid repeated freeze.
Uniprot No.	Q93079
Immunogen	Synthesized peptide derived from internal of Human Histone H2B.
Raised In	Rabbit
Species Reactivity	Human,Mouse
Specificity	The antibody detects endogenous levels of total Histone H2B protein.
Tested Applications	ELISA,WB,IHC,IF;WB:1:500-1:3000,IHC:1:50-1:100,IF:1:100-1:500
Form	Rabbit IgG in phosphate buffered saline (without Mg ²⁺ and Ca ²⁺), pH 7.4, 150mM NaCl, 0.02% sodium azide and 50% glycerol.
Purification Method	The antibody was affinity-purified from rabbit antiserum by affinity-chromatography using epitope-specific immunogen.
Clonality	Polyclonal
Alias	Histone H2B type 1-H; H2B.j; H2B/j; HIST1H2BH; H2BFJ
Product Type	Polyclonal Antibody
Immunogen Species	Homo sapiens (Human)
Target Names	HIST1H2BH

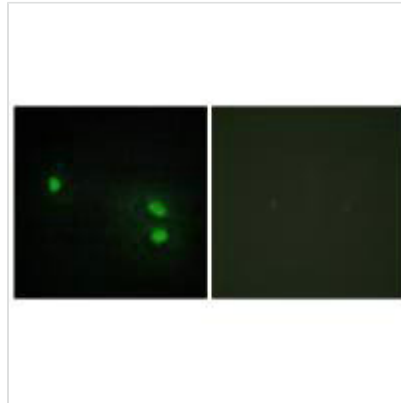
Image



Western blot analysis of extracts from A549 cells, using Histone H2B antibody.



Immunohistochemistry analysis of paraffin-embedded human brain tissue using Histone H2B antibody.



Immunofluorescence analysis of HeLa cells, using Histone H2B antibody.

Usage

For Research Use Only. Not for use in diagnostic or therapeutic procedures.