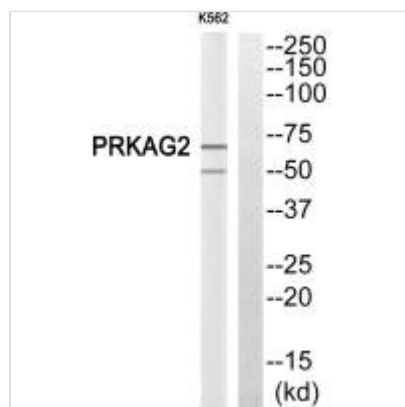




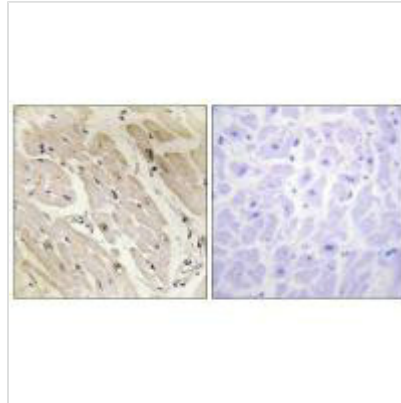
PRKAG2 Antibody

Product Code	CSB-PA147130
Storage	Upon receipt, store at -20°C or -80°C. Avoid repeated freeze.
Uniprot No.	Q9UGJ0
Immunogen	Synthesized peptide derived from internal of Human PRKAG2.
Raised In	Rabbit
Species Reactivity	Human,Mouse
Specificity	The antibody detects endogenous levels of total PRKAG2 protein.
Tested Applications	ELISA,WB,IHC,IF;WB:1:500-1:3000,IHC:1:50-1:100,IF:1:100-1:500
Form	Rabbit IgG in phosphate buffered saline (without Mg ²⁺ and Ca ²⁺), pH 7.4, 150mM NaCl, 0.02% sodium azide and 50% glycerol.
Purification Method	The antibody was affinity-purified from rabbit antiserum by affinity-chromatography using epitope-specific immunogen.
Clonality	Polyclonal
Alias	5-AMP-activated protein kinase subunit gamma-2; AAKG2; AMPK gamma-2 chain; AMPK gamma2; H91620p
Product Type	Polyclonal Antibody
Immunogen Species	Homo sapiens (Human)
Target Names	PRKAG2

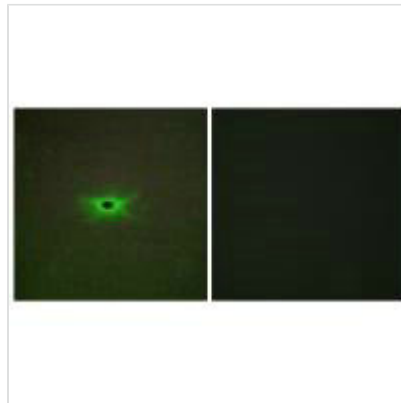
Image



Western blot analysis of extracts from K562 cells, using PRKAG2 antibody.



Immunohistochemistry analysis of paraffin-embedded human heart tissue, using PRKAG2 antibody.



Immunofluorescence analysis of A549 cells, using PRKAG2 antibody.

Usage

For Research Use Only. Not for use in diagnostic or therapeutic procedures.