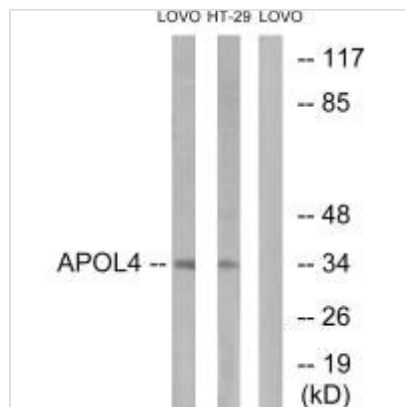




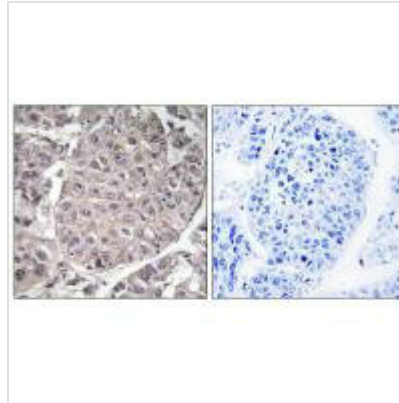
APOL4 Antibody

Product Code	CSB-PA444044
Storage	Upon receipt, store at -20°C or -80°C. Avoid repeated freeze.
Uniprot No.	Q9BPW4
Immunogen	Synthesized peptide derived from C-terminal of Human APOL4.
Raised In	Rabbit
Species Reactivity	Human
Specificity	The antibody detects endogenous levels of total APOL4 protein.
Tested Applications	ELISA,WB,IHC,IF;WB:1:500-1:3000,IHC:1:50-1:100,IF:1:100-1:500
Form	Rabbit IgG in phosphate buffered saline (without Mg ²⁺ and Ca ²⁺), pH 7.4, 150mM NaCl, 0.02% sodium azide and 50% glycerol.
Purification Method	The antibody was affinity-purified from rabbit antiserum by affinity-chromatography using epitope-specific immunogen.
Clonality	Polyclonal
Alias	APOL-IV; apolipoprotein L; 4; apolipoprotein L-IV; apolipoprotein-L4
Product Type	Polyclonal Antibody
Immunogen Species	Homo sapiens (Human)
Target Names	APOL4

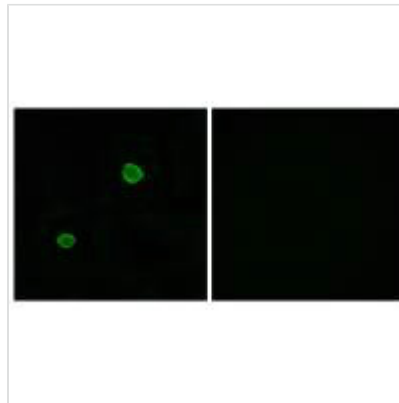
Image



Western blot analysis of extracts from LOVO cells and HT-29 cells, using APOL4 antibody.



Immunohistochemistry analysis of paraffin-embedded human liver carcinoma tissue using APOL4 antibody.



Immunofluorescence analysis of MCF-7 cells, using APOL4 antibody.

Usage

For Research Use Only. Not for use in diagnostic or therapeutic procedures.