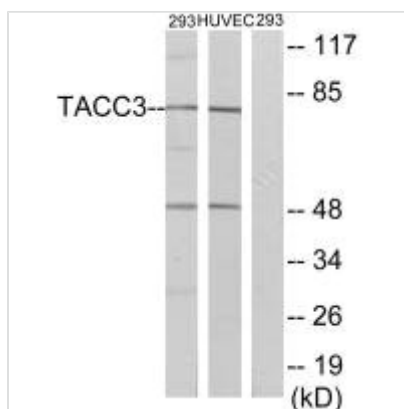




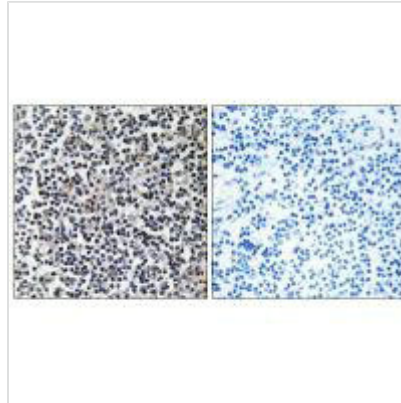
TACC3 Antibody

Product Code	CSB-PA105603
Storage	Upon receipt, store at -20°C or -80°C. Avoid repeated freeze.
Uniprot No.	Q9Y6A5
Immunogen	Synthesized peptide derived from C-terminal of Human TACC3.
Raised In	Rabbit
Species Reactivity	Human,Mouse
Specificity	The antibody detects endogenous levels of total TACC3 protein.
Tested Applications	ELISA,WB,IHC,IF;WB:1:500-1:3000,IHC:1:50-1:100,IF:1:100-1:500
Form	Rabbit IgG in phosphate buffered saline (without Mg ²⁺ and Ca ²⁺), pH 7.4, 150mM NaCl, 0.02% sodium azide and 50% glycerol.
Purification Method	The antibody was affinity-purified from rabbit antiserum by affinity-chromatography using epitope-specific immunogen.
Clonality	Polyclonal
Alias	ERIC-1; ERIC1; TAC3; Transforming acidic coiled-coil-containing protein 3;
Product Type	Polyclonal Antibody
Immunogen Species	Homo sapiens (Human)
Target Names	TACC3

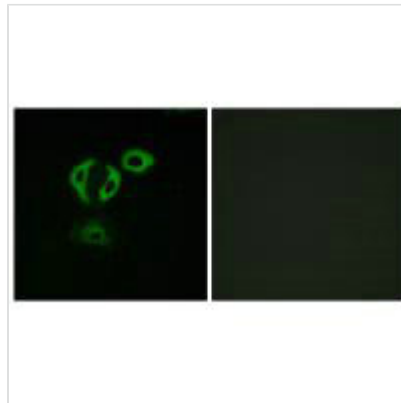
Image



Western blot analysis of extracts from 293 cells and HUVEC cells, using TACC3 antibody.



Immunohistochemistry analysis of paraffin-embedded human lung carcinoma tissue using TACC3 antibody.



Immunofluorescence analysis of A549 cells, using TACC3 antibody.

Usage

For Research Use Only. Not for use in diagnostic or therapeutic procedures.