




DUSP7 Antibody

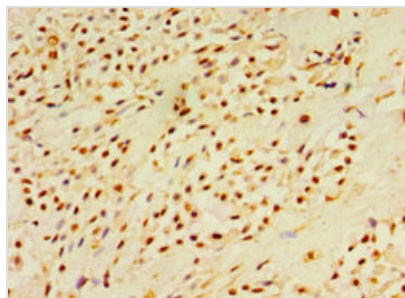
Product Code	CSB-PA613702ESR1HU
Storage	Upon receipt, store at -20°C or -80°C. Avoid repeated freeze.
Uniprot No.	Q16829
Immunogen	Recombinant Human Dual specificity protein phosphatase 7 protein (160-419AA)
Raised In	Rabbit
Species Reactivity	Human
Tested Applications	ELISA, WB, IHC; Recommended dilution: WB:1:500-1:2000, IHC:1:20-1:200
Form	Liquid
Conjugate	Non-conjugated
Storage Buffer	PBS with 0.02% sodium azide, 50% glycerol, pH7.3.
Purification Method	Antigen Affinity Purified
Isotype	IgG
Clonality	Polyclonal
Alias	Dual specificity protein phosphatase 7 (EC 3.1.3.16) (EC 3.1.3.48) (Dual specificity protein phosphatase PYST2), DUSP7, PYST2
Immunogen Species	Homo sapiens (Human)
Research Area	Cell Biology
Target Names	DUSP7

Image

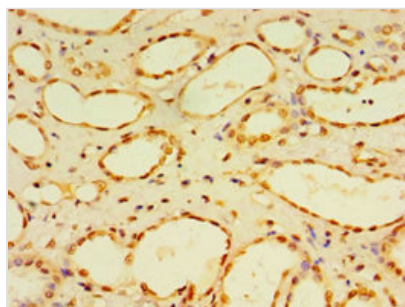


Western blot

All lanes: Dual specificity protein phosphatase 7 antibody at 10µg/ml + HepG2 whole cell lysate
 Secondary
 Goat polyclonal to rabbit IgG at 1/10000 dilution
 Predicted band size: 45, 41 kDa
 Observed band size: 45 kDa



Immunohistochemistry of paraffin-embedded human breast cancer using CSB-PA613702ESR1HU at dilution of 1:100



Immunohistochemistry of paraffin-embedded human kidney tissue using CSB-PA613702ESR1HU at dilution of 1:100

Usage

For Research Use Only. Not for use in diagnostic or therapeutic procedures.