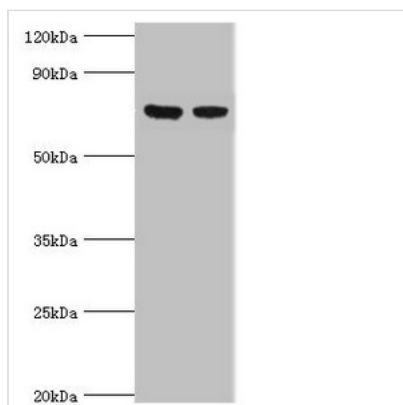




TCTN2 Antibody

Product Code	CSB-PA853425ESR1HU
Storage	Upon receipt, store at -20°C or -80°C. Avoid repeated freeze.
Uniprot No.	Q96GX1
Immunogen	Recombinant Human Tectonic-2 protein (420-670AA)
Raised In	Rabbit
Species Reactivity	Human
Tested Applications	ELISA, WB, IHC; Recommended dilution: WB:1:500-1:2000, IHC:1:20-1:200
Form	Liquid
Conjugate	Non-conjugated
Storage Buffer	PBS with 0.02% sodium azide, 50% glycerol, pH7.3.
Purification Method	Antigen Affinity Purified
Isotype	IgG
Clonality	Polyclonal
Alias	Tectonic-2, TCTN2, C12orf38 TECT2
Immunogen Species	Homo sapiens (Human)
Research Area	Cell Biology
Target Names	TCTN2

Image



Western blot

All lanes: TCTN2 antibody at 10µg/ml

Lane 1: Jurkat whole cell lysate

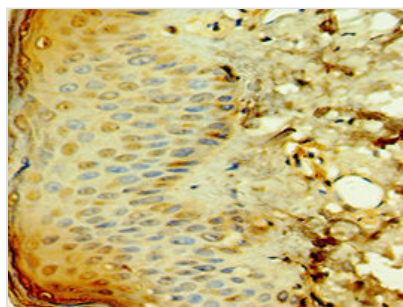
Lane 2: A549 whole cell lysate

Secondary

Goat polyclonal to rabbit IgG at 1/10000 dilution

Predicted band size: 77 kDa

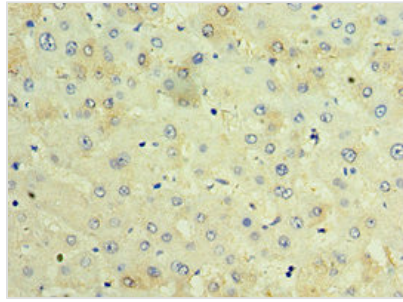
Observed band size: 77 kDa



Immunohistochemistry of paraffin-embedded

human skin tissue using CSB-

PA853425ESR1HU at dilution of 1:100



Immunohistochemistry of paraffin-embedded human liver tissue using CSB-PA853425ESR1HU at dilution of 1:100

Usage

For Research Use Only. Not for use in diagnostic or therapeutic procedures.