




NCK2 Antibody

Product Code	CSB-PA015531ESR1HU
Storage	Upon receipt, store at -20°C or -80°C. Avoid repeated freeze.
Uniprot No.	O43639
Immunogen	Recombinant Human Cytoplasmic protein NCK2 protein (1-380AA)
Raised In	Rabbit
Species Reactivity	Human, Mouse
Tested Applications	ELISA, WB, IHC; Recommended dilution: WB:1:500-1:2000, IHC:1:20-1:200
Form	Liquid
Conjugate	Non-conjugated
Storage Buffer	PBS with 0.02% sodium azide, 50% glycerol, pH7.3.
Purification Method	Antigen Affinity Purified
Isotype	IgG
Clonality	Polyclonal
Alias	Cytoplasmic protein NCK2 (Growth factor receptor-bound protein 4) (NCK adaptor protein 2) (Nck-2) (SH2/SH3 adaptor protein NCK-beta), NCK2, GRB4
Immunogen Species	Homo sapiens (Human)
Research Area	Cell Biology
Target Names	NCK2

Image



Western blot

All lanes: NCK2 antibody at 10µg/ml

Lane 1: Mouse spleen tissue

Lane 2: Mouse brain tissue

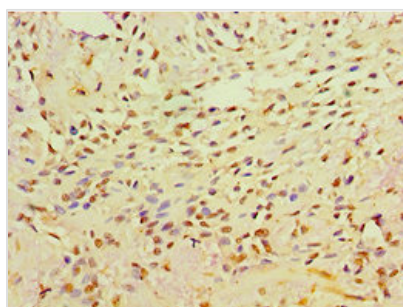
Lane 3: Mouse kidney tissue

Secondary

Goat polyclonal to rabbit IgG at 1/10000 dilution

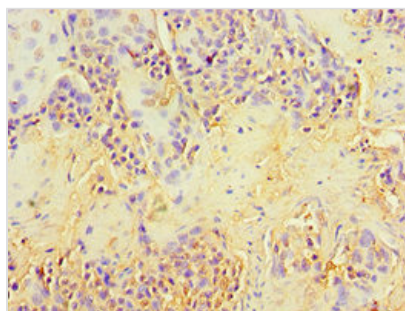
Predicted band size: 43 kDa

Observed band size: 43 kDa



Immunohistochemistry of paraffin-embedded human breast cancer using CSB-

PA015531ESR1HU at dilution of 1:100



Immunohistochemistry of paraffin-embedded human tonsil tissue using CSB-PA015531ESR1HU at dilution of 1:100

Usage

For Research Use Only. Not for use in diagnostic or therapeutic procedures.