




CASP6 Antibody

Product Code	CSB-PA004551ESR1HU
Storage	Upon receipt, store at -20°C or -80°C. Avoid repeated freeze.
Uniprot No.	P55212
Immunogen	Recombinant Human Caspase-6 protein (24-293AA)
Raised In	Rabbit
Species Reactivity	Human
Tested Applications	ELISA, WB, IHC; Recommended dilution: WB:1:200-1:1000, IHC:1:20-1:200
Form	Liquid
Conjugate	Non-conjugated
Storage Buffer	PBS with 0.02% sodium azide, 50% glycerol, pH7.3.
Purification Method	Antigen Affinity Purified
Isotype	IgG
Clonality	Polyclonal
Alias	Caspase-6 (CASP-6) (EC 3.4.22.59) (Apoptotic protease Mch-2) [Cleaved into: Caspase-6 subunit p18; Caspase-6 subunit p11], CASP6, MCH2
Immunogen Species	Homo sapiens (Human)
Research Area	Neuroscience
Target Names	CASP6

Image



Western blot

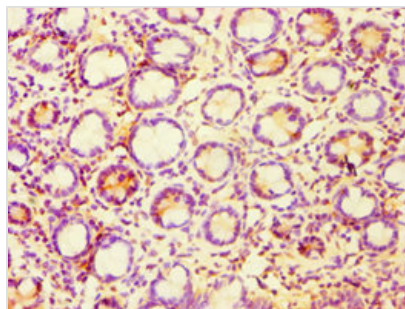
All lanes: Caspase-6 antibody at 8µg/ml + HeLa whole cell lysate

Secondary

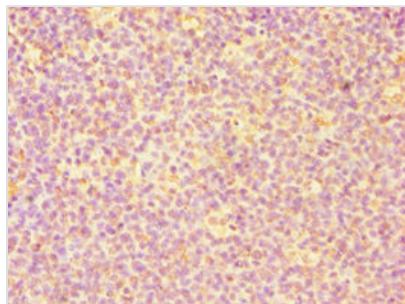
Goat polyclonal to rabbit IgG at 1/10000 dilution

Predicted band size: 34, 23 kDa

Observed band size: 34 kDa



Immunohistochemistry of paraffin-embedded human small intestine tissue using CSB-PA004551ESR1HU at dilution of 1:100



Immunohistochemistry of paraffin-embedded human tonsil tissue using CSB-PA004551ESR1HU at dilution of 1:100

Usage

For Research Use Only. Not for use in diagnostic or therapeutic procedures.