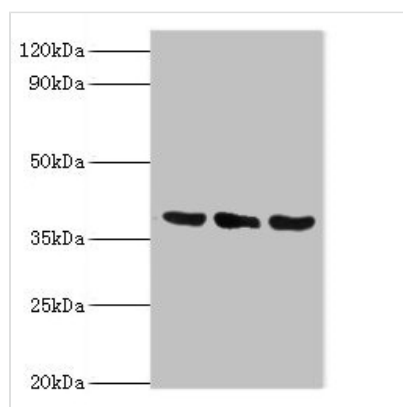




TMOD3 Antibody

Product Code	CSB-PA873694ESR1HU
Storage	Upon receipt, store at -20°C or -80°C. Avoid repeated freeze.
Uniprot No.	Q9NYL9
Immunogen	Recombinant Human Tropomodulin-3 protein (1-352AA)
Raised In	Rabbit
Species Reactivity	Human
Tested Applications	ELISA, WB, IHC; Recommended dilution: WB:1:500-1:2000, IHC:1:20-1:200
Form	Liquid
Conjugate	Non-conjugated
Storage Buffer	PBS with 0.02% sodium azide, 50% glycerol, pH7.3.
Purification Method	Antigen Affinity Purified
Isotype	IgG
Clonality	Polyclonal
Alias	Tropomodulin-3 (Ubiquitous tropomodulin) (U-Tmod), TMOD3
Immunogen Species	Homo sapiens (Human)
Research Area	Signal Transduction
Target Names	TMOD3

Image



Western blot

All lanes: TMOD3 antibody at 5µg/ml

Lane 1: Jurkat whole cell lysate

Lane 2: MCF-7 whole cell lysate

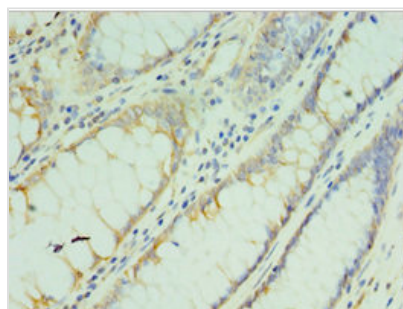
Lane 3: HeLa whole cell lysate

Secondary

Goat polyclonal to rabbit IgG at 1/10000 dilution

Predicted band size: 40 kDa

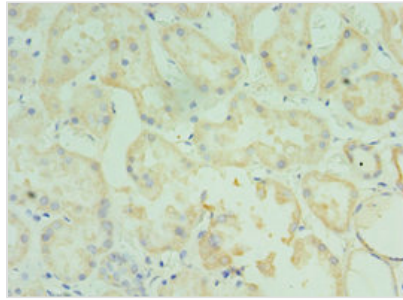
Observed band size: 40 kDa



Immunohistochemistry of paraffin-embedded

human colon cancer using CSB-

PA873694ESR1HU at dilution of 1:100



Immunohistochemistry of paraffin-embedded human kidney tissue using CSB-PA873694ESR1HU at dilution of 1:100

Usage

For Research Use Only. Not for use in diagnostic or therapeutic procedures.