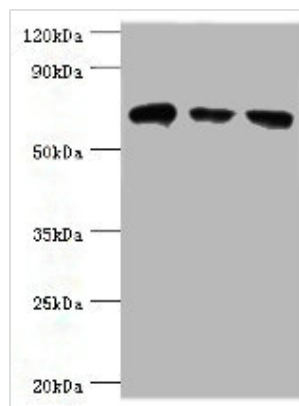




HSPA2 Antibody

Product Code	CSB-PA010824ESR2HU
Storage	Upon receipt, store at -20°C or -80°C. Avoid repeated freeze.
Uniprot No.	P54652
Immunogen	Recombinant Human Heat shock-related 70 kDa protein 2 protein (400-639AA)
Raised In	Rabbit
Species Reactivity	Human, Rat
Tested Applications	ELISA, WB, IHC, IP; Recommended dilution: WB:1:1000-1:5000, IHC:1:20-1:200, IP:1:200-1:2000
Form	Liquid
Conjugate	Non-conjugated
Storage Buffer	PBS with 0.02% sodium azide, 50% glycerol, pH7.3.
Purification Method	Antigen Affinity Purified
Isotype	IgG
Clonality	Polyclonal
Alias	Heat shock-related 70 kDa protein 2 (Heat shock 70 kDa protein 2), HSPA2
Immunogen Species	Homo sapiens (Human)
Research Area	Signal Transduction
Target Names	HSPA2

Image



Western blot

All lanes: HSPA2 antibody at 6µg/ml

Lane 1: A431 whole cell lysate

Lane 2: Hela whole cell lysate

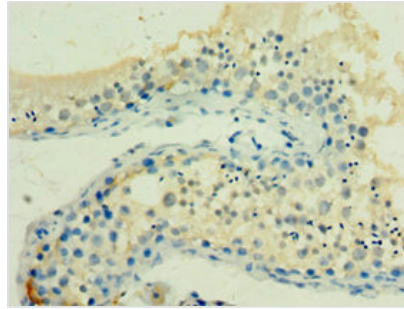
Lane 3: Rat brain tissue

Secondary


Goat polyclonal to rabbit IgG at 1/10000 dilution

Predicted band size: 70 kDa

Observed band size: 70 kDa



Immunohistochemistry of paraffin-embedded human testis tissue using CSB-PA010824ESR2HU at dilution of 1:100



Immunoprecipitating HSPA2 in HeLa whole cell lysate

Lane 1: Rabbit control IgG instead of (1µg) instead of CSB-PA010824ESR2HU in HeLa whole cell lysate. For western blotting, a HRP-conjugated anti-rabbit IgG, specific to the non-reduced form of IgG was used as the Secondary antibody (1/50000)

Lane 2: CSB-PA010824ESR2HU (4µg) + HeLa whole cell lysate (500µg)

Lane 3: HeLa whole cell lysate (20µg)

Usage

For Research Use Only. Not for use in diagnostic or therapeutic procedures.