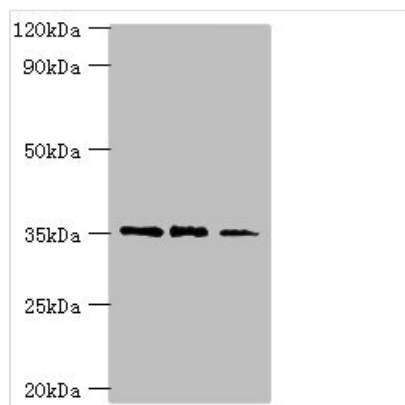




FOSL2 Antibody

Product Code	CSB-PA008793ESR2HU
Storage	Upon receipt, store at -20°C or -80°C. Avoid repeated freeze.
Uniprot No.	P15408
Immunogen	Recombinant Human Fos-related antigen 2 protein (187-326AA)
Raised In	Rabbit
Species Reactivity	Human
Tested Applications	ELISA, WB, IHC; Recommended dilution: WB:1:200-1:1000, IHC:1:20-1:200
Form	Liquid
Conjugate	Non-conjugated
Storage Buffer	PBS with 0.02% sodium azide, 50% glycerol, pH7.3.
Purification Method	Antigen Affinity Purified
Isotype	IgG
Clonality	Polyclonal
Alias	Fos-related antigen 2 (FRA-2), FOSL2, FRA2
Immunogen Species	Homo sapiens (Human)
Research Area	Epigenetics and Nuclear Signaling
Target Names	FOSL2

Image



Western blot

All lanes: FOSL2 antibody at 8µg/ml

Lane 1: MCF-7 whole cell lysate

Lane 2: Jurkat whole cell lysate

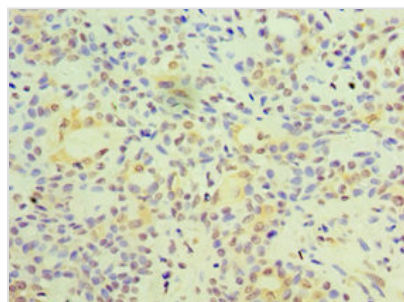
Lane 3: PC-3 whole cell lysate

Secondary

Goat polyclonal to rabbit IgG at 1/10000 dilution

Predicted band size: 36, 35, 32 kDa

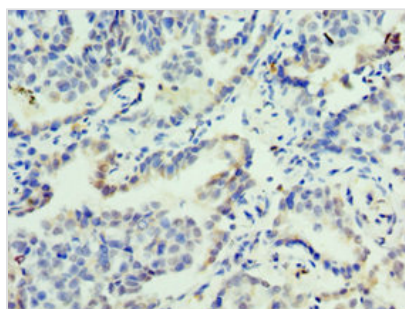
Observed band size: 36 kDa



Immunohistochemistry of paraffin-embedded

human breast cancer using CSB-

PA008793ESR2HU at dilution of 1:100



Immunohistochemistry of paraffin-embedded human lung cancer using CSB-PA008793ESR2HU at dilution of 1:100

Usage

For Research Use Only. Not for use in diagnostic or therapeutic procedures.