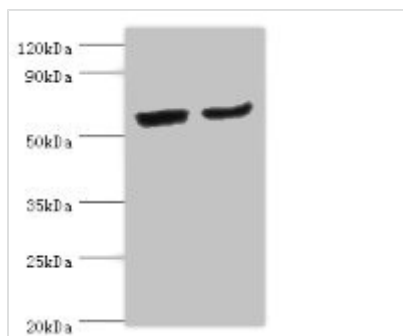




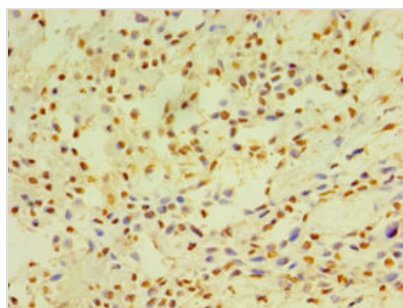
CYP2J2 Antibody

Product Code	CSB-PA006430ESR2HU
Storage	Upon receipt, store at -20°C or -80°C. Avoid repeated freeze.
Uniprot No.	P51589
Immunogen	Recombinant Human Cytochrome P450 2J2 protein (328-502AA)
Raised In	Rabbit
Species Reactivity	Human, Mouse, Rat
Tested Applications	ELISA, WB, IHC; Recommended dilution: WB:1:500-1:5000, IHC:1:20-1:200
Form	Liquid
Conjugate	Non-conjugated
Storage Buffer	PBS with 0.02% sodium azide, 50% glycerol, pH7.3.
Purification Method	Antigen Affinity Purified
Isotype	IgG
Clonality	Polyclonal
Alias	Cytochrome P450 2J2 (EC 1.14.14.1) (Arachidonic acid epoxygenase) (CYP11J2), CYP2J2
Immunogen Species	Homo sapiens (Human)
Research Area	Cardiovascular
Target Names	CYP2J2

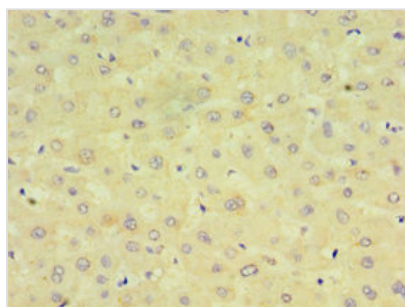
Image



Western blot
 All lanes: CYP2J2 antibody at 4µg/ml
 Lane 1: Mouse skeletal muscle tissue
 Lane 2: Rat liver tissue
 Secondary
 Goat polyclonal to rabbit IgG at 1/10000 dilution
 Predicted band size: 58 kDa
 Observed band size: 58 kDa



Immunohistochemistry of paraffin-embedded human breast cancer using CSB-PA006430ESR2HU at dilution of 1:100



Immunohistochemistry of paraffin-embedded human liver tissue using CSB-PA006430ESR2HU at dilution of 1:100

Usage

For Research Use Only. Not for use in diagnostic or therapeutic procedures.