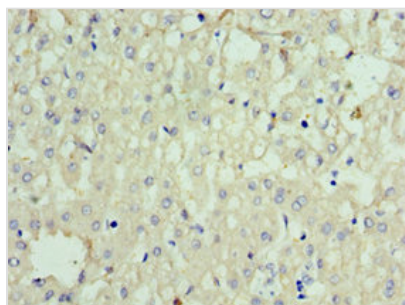




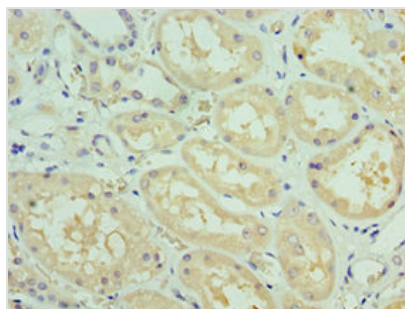
SOST Antibody

| | |
|----------------------------|---|
| Product Code | CSB-PA858415ESR1HU |
| Storage | Upon receipt, store at -20°C or -80°C. Avoid repeated freeze. |
| Uniprot No. | Q9BQB4 |
| Immunogen | Recombinant Human Sclerostin protein (24-213AA) |
| Raised In | Rabbit |
| Species Reactivity | Human |
| Tested Applications | ELISA, IHC; Recommended dilution: IHC:1:20-1:200 |
| Form | Liquid |
| Conjugate | Non-conjugated |
| Storage Buffer | PBS with 0.02% sodium azide, 50% glycerol, pH7.3. |
| Purification Method | Antigen Affinity Purified |
| Isotype | IgG |
| Clonality | Polyclonal |
| Alias | Sclerostin, SOST |
| Immunogen Species | Homo sapiens (Human) |
| Research Area | Stem Cells |
| Target Names | SOST |

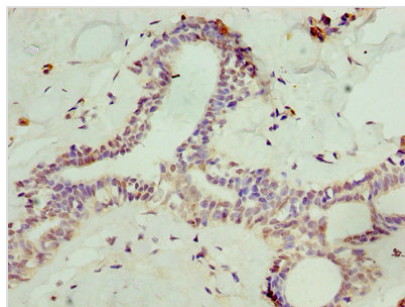
Image



Immunohistochemistry of paraffin-embedded human liver tissue using CSB-PA858415ESR1HU at dilution of 1:100



Immunohistochemistry of paraffin-embedded human kidney tissue using CSB-PA858415ESR1HU at dilution of 1:100



Immunohistochemistry of paraffin-embedded human breast cancer using CSB-PA858415ESR1HU at dilution of 1:100

Usage

For Research Use Only. Not for use in diagnostic or therapeutic procedures.