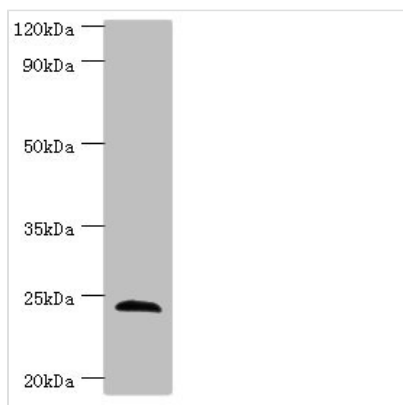




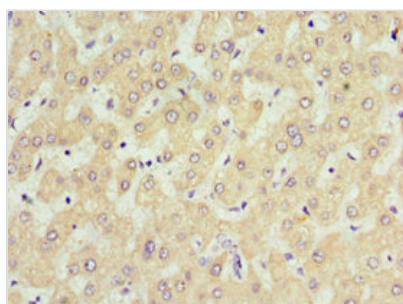
SOST Antibody

Product Code	CSB-PA858415ESR2HU
Storage	Upon receipt, store at -20°C or -80°C. Avoid repeated freeze.
Uniprot No.	Q9BQB4
Immunogen	Recombinant Human Sclerostin protein (24-213AA)
Raised In	Rabbit
Species Reactivity	Human
Tested Applications	ELISA, WB, IHC; Recommended dilution: WB:1:500-1:2000, IHC:1:20-1:200
Form	Liquid
Conjugate	Non-conjugated
Storage Buffer	PBS with 0.02% sodium azide, 50% glycerol, pH7.3.
Purification Method	Antigen Affinity Purified
Isotype	IgG
Clonality	Polyclonal
Alias	Sclerostin, SOST
Immunogen Species	Homo sapiens (Human)
Research Area	Stem Cells
Target Names	SOST

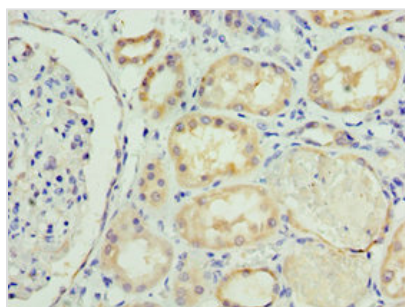
Image



Western blot
 All lanes: SOST antibody at 4µg/ml + Hela whole cell lysate
 Secondary
 Goat polyclonal to rabbit IgG at 1/10000 dilution
 Predicted band size: 24 kDa
 Observed band size: 24 kDa



Immunohistochemistry of paraffin-embedded human liver tissue using CSB-PA858415ESR2HU at dilution of 1:100



Immunohistochemistry of paraffin-embedded human kidney tissue using CSB-PA858415ESR2HU at dilution of 1:100

Usage

For Research Use Only. Not for use in diagnostic or therapeutic procedures.