




# AIMP2 Antibody

<b>Product Code</b>	CSB-PA819153ESR1HU
<b>Storage</b>	Upon receipt, store at -20°C or -80°C. Avoid repeated freeze.
<b>Uniprot No.</b>	Q13155
<b>Immunogen</b>	Recombinant Human Aminoacyl tRNA synthase complex-interacting multifunctional protein 2 protein (141-320AA)
<b>Raised In</b>	Rabbit
<b>Species Reactivity</b>	Human
<b>Tested Applications</b>	ELISA, WB, IHC; Recommended dilution: WB:1:200-1:1000, IHC:1:20-1:200
<b>Form</b>	Liquid
<b>Conjugate</b>	Non-conjugated
<b>Storage Buffer</b>	PBS with 0.02% sodium azide, 50% glycerol, pH7.3.
<b>Purification Method</b>	Antigen Affinity Purified
<b>Isotype</b>	IgG
<b>Clonality</b>	Polyclonal
<b>Alias</b>	Aminoacyl tRNA synthase complex-interacting multifunctional protein 2 (Multisynthase complex auxiliary component p38) (Protein JTV-1), AIMP2, JTV1
<b>Immunogen Species</b>	Homo sapiens (Human)
<b>Research Area</b>	Neuroscience
<b>Target Names</b>	AIMP2

## Image



### Western blot

All lanes: AIMP2 antibody at 5µg/ml

Lane 1: HeLa whole cell lysate

Lane 2: HepG2 whole cell lysate

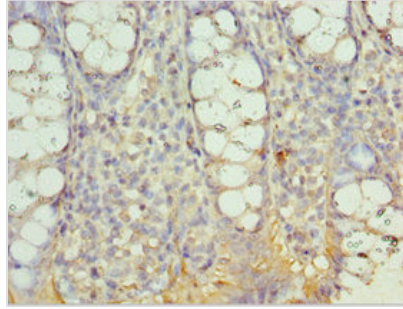
Lane 3: K562 whole cell lysate

Secondary

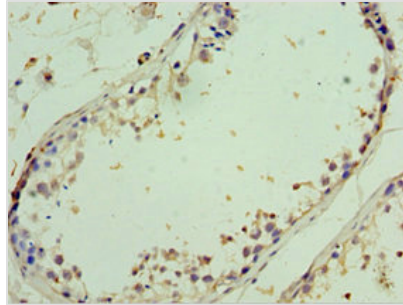
Goat polyclonal to rabbit IgG at 1/10000 dilution

Predicted band size: 35 kDa

Observed band size: 35 kDa



Immunohistochemistry of paraffin-embedded human colon cancer using CSB-PA819153ESR1HU at dilution of 1:100



Immunohistochemistry of paraffin-embedded human testis tissue using CSB-PA819153ESR1HU at dilution of 1:100

## Usage

For Research Use Only. Not for use in diagnostic or therapeutic procedures.