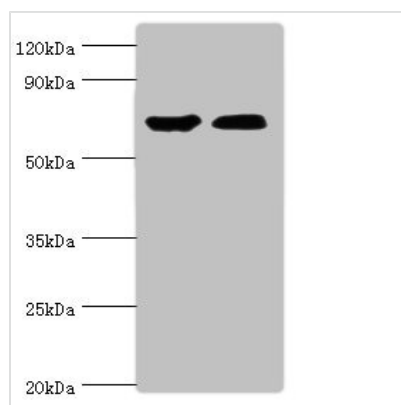




CROT Antibody

Product Code	CSB-PA891723ESR1HU
Storage	Upon receipt, store at -20°C or -80°C. Avoid repeated freeze.
Uniprot No.	Q9UKG9
Immunogen	Recombinant Human Peroxisomal carnitine O-octanoyltransferase protein (1-87AA)
Raised In	Rabbit
Species Reactivity	Human, Mouse
Tested Applications	ELISA, WB, IHC; Recommended dilution: WB:1:500-1:2000, IHC:1:20-1:200
Form	Liquid
Conjugate	Non-conjugated
Storage Buffer	PBS with 0.02% sodium azide, 50% glycerol, pH7.3.
Purification Method	Antigen Affinity Purified
Isotype	IgG
Clonality	Polyclonal
Alias	Peroxisomal carnitine O-octanoyltransferase (COT) (EC 2.3.1.137), CROT, COT
Immunogen Species	Homo sapiens (Human)
Research Area	Tags & Cell Markers
Target Names	CROT

Image



Western blot

All lanes: CROT antibody at 3µg/ml

Lane 1: Mouse kidney tissue

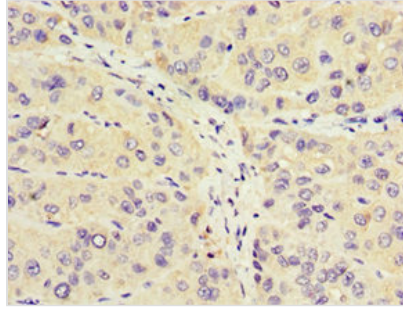
Lane 2: A431 whole cell lysate

Secondary

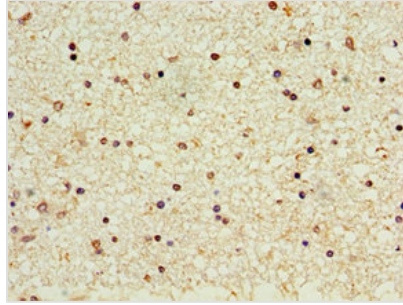
Goat polyclonal to rabbit IgG at 1/10000 dilution

Predicted band size: 71, 11, 74 kDa

Observed band size: 71 kDa



Immunohistochemistry of paraffin-embedded human liver cancer using CSB-PA891723ESR1HU at dilution of 1:100



Immunohistochemistry of paraffin-embedded human brain tissue using CSB-PA891723ESR1HU at dilution of 1:100

Usage

For Research Use Only. Not for use in diagnostic or therapeutic procedures.