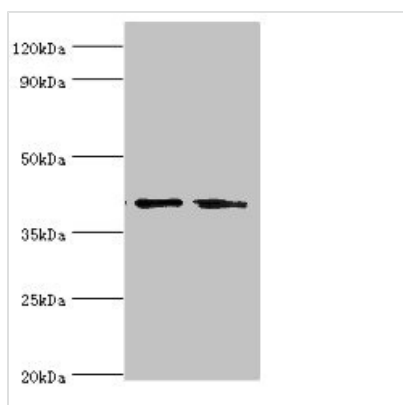




LGALS9 Antibody

Product Code	CSB-PA012895ESR2HU
Storage	Upon receipt, store at -20°C or -80°C. Avoid repeated freeze.
Uniprot No.	O00182
Immunogen	Recombinant Human Galectin-9 protein (1-240AA)
Raised In	Rabbit
Species Reactivity	Human
Tested Applications	ELISA, WB, IHC, IF; Recommended dilution: WB:1:500-1:2000, IHC:1:20-1:200, IF:1:50-1:200
Form	Liquid
Conjugate	Non-conjugated
Storage Buffer	PBS with 0.02% sodium azide, 50% glycerol, pH7.3.
Purification Method	Antigen Affinity Purified
Isotype	IgG
Clonality	Polyclonal
Alias	Galectin-9 (Gal-9) (Ecalectin) (Tumor antigen HOM-HD-21), LGALS9
Immunogen Species	Homo sapiens (Human)
Research Area	Cell Biology
Target Names	LGALS9

Image



Western blot

All lanes: LGALS9 antibody at 14µg/ml

Lane 1: Hela whole cell lysate

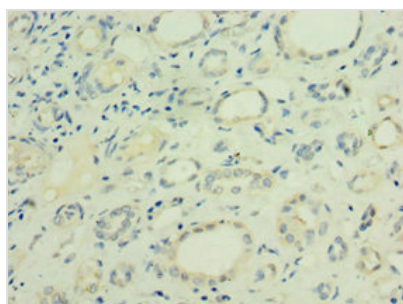
Lane 2: Jurkat whole cell lysate

Secondary

Goat polyclonal to rabbit IgG at 1/10000 dilution

Predicted band size: 40, 36, 35, 27, 26, 39 kDa

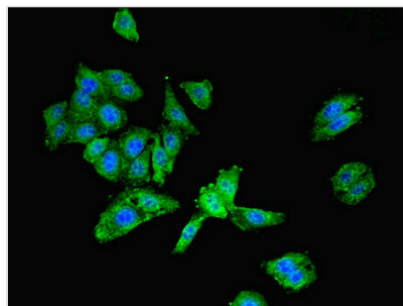
Observed band size: 40 kDa



Immunohistochemistry of paraffin-embedded

human kidney tissue using CSB-

PA012895ESR2HU at dilution of 1:100



Immunofluorescent analysis of HepG2 cells using CSB-PA012895ESR2HU at dilution of 1:100 and Alexa Fluor 488-conjugated AffiniPure Goat Anti-Rabbit IgG(H+L)

Usage

For Research Use Only. Not for use in diagnostic or therapeutic procedures.