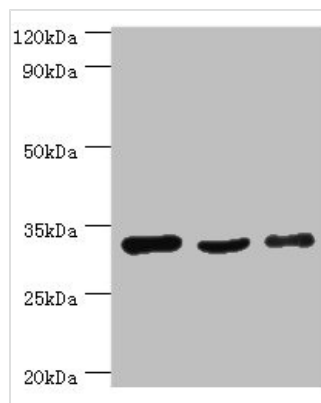




PHB2 Antibody

Product Code	CSB-PA859937ESR2HU
Storage	Upon receipt, store at -20°C or -80°C. Avoid repeated freeze.
Uniprot No.	Q99623
Immunogen	Recombinant Human Prohibitin-2 protein (1-299AA)
Raised In	Rabbit
Species Reactivity	Human
Tested Applications	ELISA, WB, IHC; Recommended dilution: WB:1:500-1:2000, IHC:1:20-1:200
Form	Liquid
Conjugate	Non-conjugated
Storage Buffer	PBS with 0.02% sodium azide, 50% glycerol, pH7.3.
Purification Method	Antigen Affinity Purified
Isotype	IgG
Clonality	Polyclonal
Alias	Prohibitin-2 (B-cell receptor-associated protein BAP37) (D-prohibitin) (Repressor of estrogen receptor activity), PHB2, BAP REA
Immunogen Species	Homo sapiens (Human)
Research Area	Signal Transduction
Target Names	PHB2

Image



Western blot

All lanes: PHB2 antibody at 3µg/ml

Lane 1: HeLa whole cell lysate

Lane 2: K562 whole cell lysate

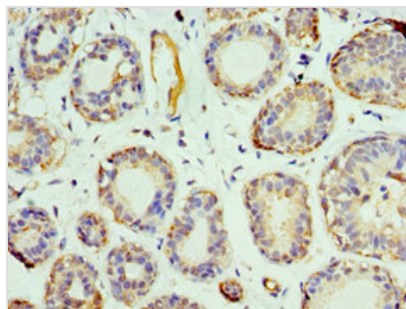
Lane 3: MCF-7 whole cell lysate

Secondary

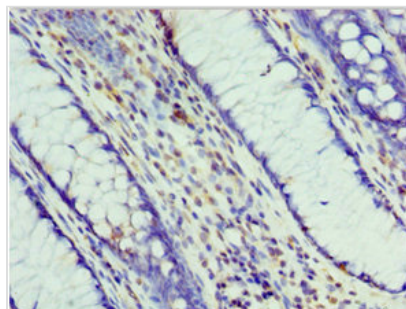
Goat polyclonal to rabbit IgG at 1/10000 dilution

Predicted band size: 34, 30 kDa

Observed band size: 34 kDa



Immunohistochemistry of paraffin-embedded human breast cancer using CSB-PA859937ESR2HU at dilution of 1:100



Immunohistochemistry of paraffin-embedded human colon cancer using CSB-PA859937ESR2HU at dilution of 1:100

Usage

For Research Use Only. Not for use in diagnostic or therapeutic procedures.