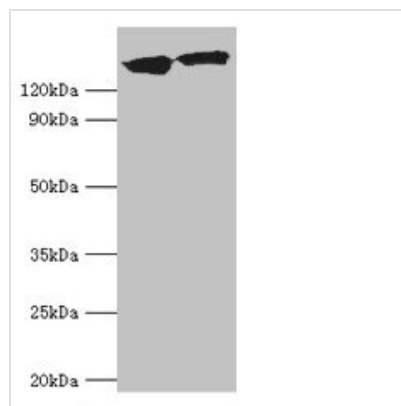




DCTN1 Antibody

Product Code	CSB-PA619866ESR1HU
Storage	Upon receipt, store at -20°C or -80°C. Avoid repeated freeze.
Uniprot No.	Q14203
Immunogen	Recombinant Human Dynactin subunit 1 protein (1084-1278AA)
Raised In	Rabbit
Species Reactivity	Human, Mouse
Tested Applications	ELISA, WB, IHC; Recommended dilution: WB:1:500-1:5000, IHC:1:20-1:200
Form	Liquid
Conjugate	Non-conjugated
Storage Buffer	PBS with 0.02% sodium azide, 50% glycerol, pH7.3.
Purification Method	Antigen Affinity Purified
Isotype	IgG
Clonality	Polyclonal
Alias	Dynactin subunit 1 (150 kDa dynein-associated polypeptide) (DAP-150) (DP-150) (p135) (p150-glued), DCTN1
Immunogen Species	Homo sapiens (Human)
Research Area	Cell Biology
Target Names	DCTN1

Image



Western blot

All lanes: DCTN1 antibody at 20µg/ml

Lane 1: Mouse brain tissue

Lane 2: Jurkat whole cell lysate

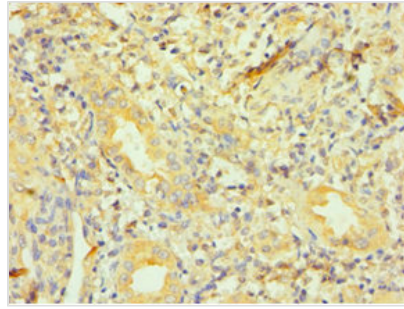
Secondary

Goat polyclonal to rabbit IgG at 1/10000 dilution

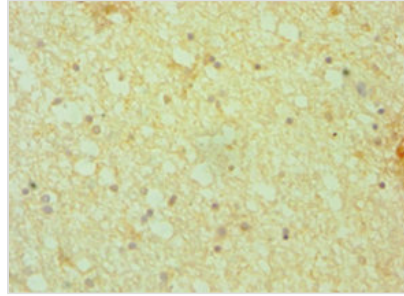
Predicted band size: 142, 128, 137, 139, 127,

141 kDa

Observed band size: 142 kDa



Immunohistochemistry of paraffin-embedded human kidney tissue using CSB-PA619866ESR1HU at dilution of 1:100



Immunohistochemistry of paraffin-embedded human brain tissue using CSB-PA619866ESR1HU at dilution of 1:100

Usage

For Research Use Only. Not for use in diagnostic or therapeutic procedures.