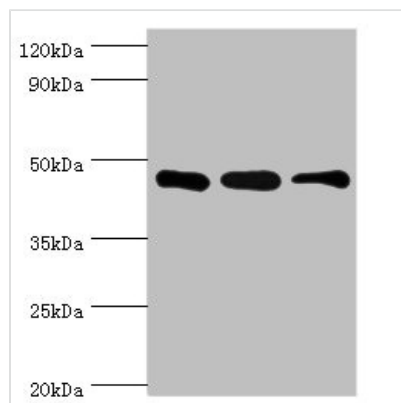




SUGCT Antibody

Product Code	CSB-PA867183ESR2HU
Storage	Upon receipt, store at -20°C or -80°C. Avoid repeated freeze.
Uniprot No.	Q9HAC7
Immunogen	Recombinant Human Succinate--hydroxymethylglutarate CoA-transferase protein (1-250AA)
Raised In	Rabbit
Species Reactivity	Human, Mouse
Tested Applications	ELISA, WB, IHC; Recommended dilution: WB:1:500-1:2000, IHC:1:20-1:200
Form	Liquid
Conjugate	Non-conjugated
Storage Buffer	PBS with 0.02% sodium azide, 50% glycerol, pH7.3.
Purification Method	Antigen Affinity Purified
Isotype	IgG
Clonality	Polyclonal
Alias	Succinate--hydroxymethylglutarate CoA-transferase (EC 2.8.3.13) (Dermal papilla-derived protein 13) (SuccinylCoA:glutarate-CoA transferase), SUGCT, C7orf10 DERP13
Immunogen Species	Homo sapiens (Human)
Research Area	Others
Target Names	SUGCT

Image



Western blot

All lanes: SUGCT antibody at 16µg/ml

Lane 1: Mouse skeletal muscle tissue

Lane 2: Mouse liver tissue

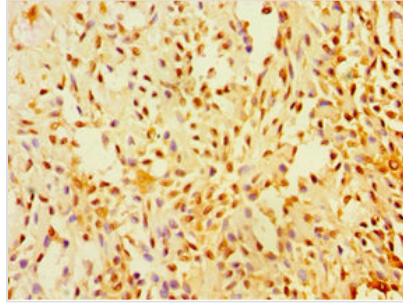
Lane 3: Mouse kidney tissue

Secondary

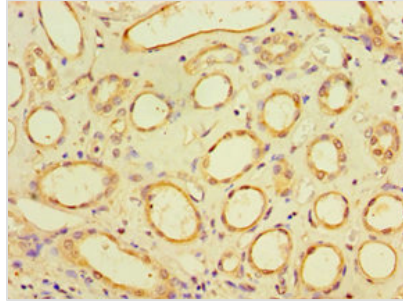
Goat polyclonal to rabbit IgG at 1/10000 dilution

Predicted band size: 49, 48, 52, 44 kDa

Observed band size: 42 kDa



Immunohistochemistry of paraffin-embedded human breast cancer using CSB-PA867183ESR2HU at dilution of 1:100



Immunohistochemistry of paraffin-embedded human kidney tissue using CSB-PA867183ESR2HU at dilution of 1:100

Usage

For Research Use Only. Not for use in diagnostic or therapeutic procedures.