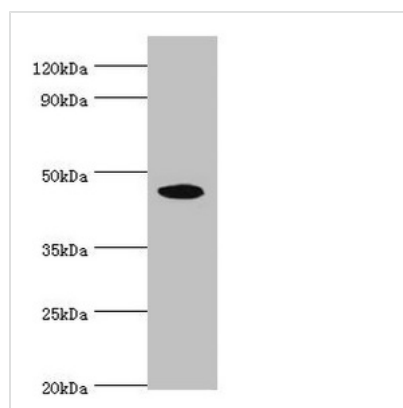




STK32A Antibody

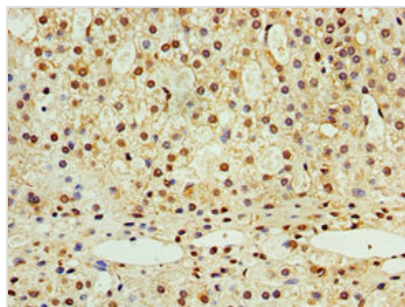
Product Code	CSB-PA851962ESR1HU
Storage	Upon receipt, store at -20°C or -80°C. Avoid repeated freeze.
Uniprot No.	Q8WU08
Immunogen	Recombinant Human Serine/threonine-protein kinase 32A protein (1-166AA)
Raised In	Rabbit
Species Reactivity	Human
Tested Applications	ELISA, WB, IHC; Recommended dilution: WB:1:200-1:1000, IHC:1:20-1:200
Form	Liquid
Conjugate	Non-conjugated
Storage Buffer	PBS with 0.02% sodium azide, 50% glycerol, pH7.3.
Purification Method	Antigen Affinity Purified
Isotype	IgG
Clonality	Polyclonal
Alias	Serine/threonine-protein kinase 32A (EC 2.7.11.1) (Yet another novel kinase 1), STK32A, YANK1
Immunogen Species	Homo sapiens (Human)
Research Area	Signal Transduction
Target Names	STK32A

Image

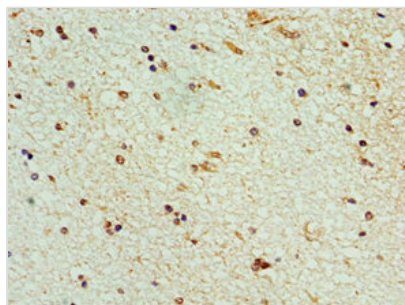


Western blot

All lanes: STK32A antibody at 5µg/ml + HepG2 whole cell lysate
 Secondary
 Goat polyclonal to rabbit IgG at 1/10000 dilution
 Predicted band size: 47, 20, 42 kDa
 Observed band size: 47 kDa



Immunohistochemistry of paraffin-embedded human adrenal gland tissue using CSB-PA851962ESR1HU at dilution of 1:100



Immunohistochemistry of paraffin-embedded human brain tissue using CSB-PA851962ESR1HU at dilution of 1:100

Usage

For Research Use Only. Not for use in diagnostic or therapeutic procedures.