




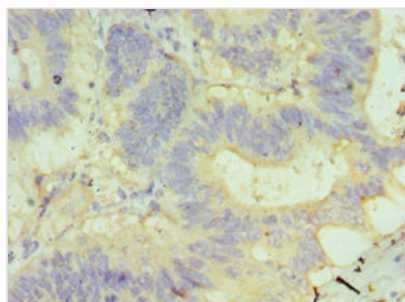
GUSB Antibody

Product Code	CSB-PA010064ESR2HU
Storage	Upon receipt, store at -20°C or -80°C. Avoid repeated freeze.
Uniprot No.	P08236
Immunogen	Recombinant Human Beta-glucuronidase protein (382-651AA)
Raised In	Rabbit
Species Reactivity	Human
Tested Applications	ELISA, WB, IHC; Recommended dilution: WB:1:200-1:1000, IHC:1:20-1:200
Form	Liquid
Conjugate	Non-conjugated
Storage Buffer	PBS with 0.02% sodium azide, 50% glycerol, pH7.3.
Purification Method	Antigen Affinity Purified
Isotype	IgG
Clonality	Polyclonal
Alias	Beta-glucuronidase (EC 3.2.1.31) (Beta-G1), GUSB
Immunogen Species	Homo sapiens (Human)
Research Area	Microbiology
Target Names	GUSB

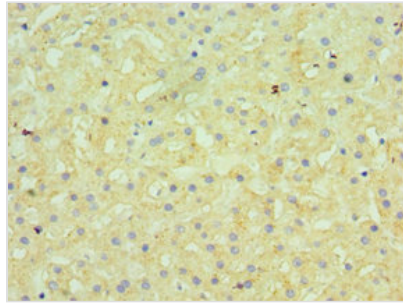
Image



Western blot
 All lanes: AGUSB antibody at 2µg/ml
 Lane 1: HL60 whole cell lysate
 Lane 2: HepG2 whole cell lysate
 Secondary
 Goat polyclonal to rabbit IgG at 1/10000 dilution
 Predicted band size: 75, 70, 59 kDa
 Observed band size: 75 kDa



Immunohistochemistry of paraffin-embedded human colon cancer using CSB-PA010064ESR2HU at dilution of 1:100



Immunohistochemistry of paraffin-embedded human liver tissue using CSB-PA010064ESR2HU at dilution of 1:100

Usage

For Research Use Only. Not for use in diagnostic or therapeutic procedures.